

Ireland: Shutdown for April, beginning to re-open in May

Ireland's economy and financial system was in its best shape for almost two decades pre-Covid 19

May 2020



Gníomhaireacht Bainistíochta an Chisteáin Náisiúnta
National Treasury Management Agency

Index

[Page 3: Summary](#)

[Page 8: Macro](#)

[Page 16: Covid-19 fiscal response](#)

[Page 24: Fiscal & NTMA funding](#)

[Page 39: Long-term fundamentals](#)

[Page 48: Property](#)

[Page 54: Brexit](#)

[Page 61: Other Data](#)



Summary

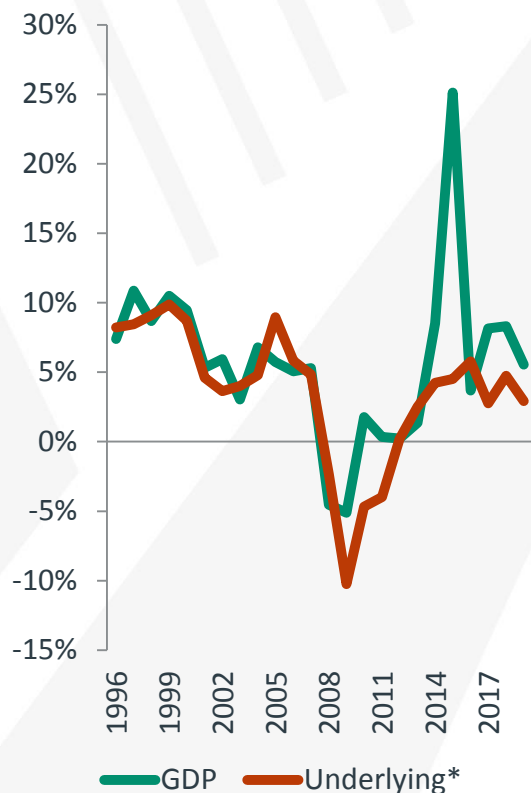
Ireland hit hard like rest of Europe but
better placed than most to weather Covid-
19 recession



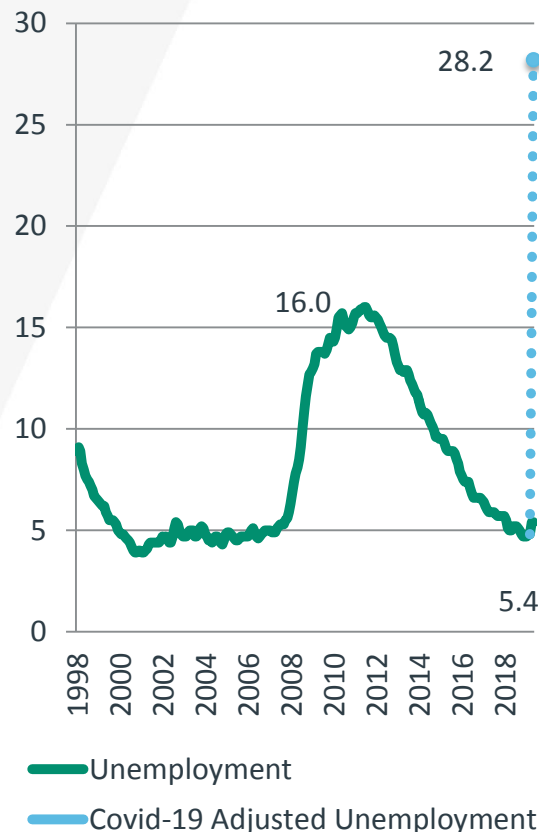
Gníomhaireacht Bainistíochta an Chisteáin Náisiúnta
National Treasury Management Agency

Economy grew strongly before Covid-19; unemployment shows large impact like other countries

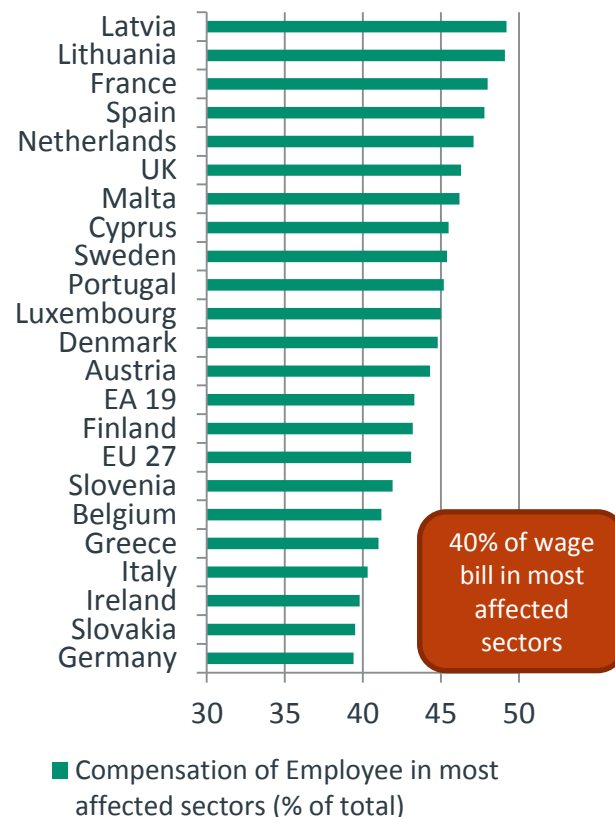
Robust growth in run up to lockdown



True unemployment rate and timing of peak uncertain



Irish wage bill less impacted – ICT and Pharma help



Source: CSO

* Underlying series is modified final domestic demand (excludes inventories)

** The dotted line is CSO data. It can be considered an upper bound for unemployment in April.

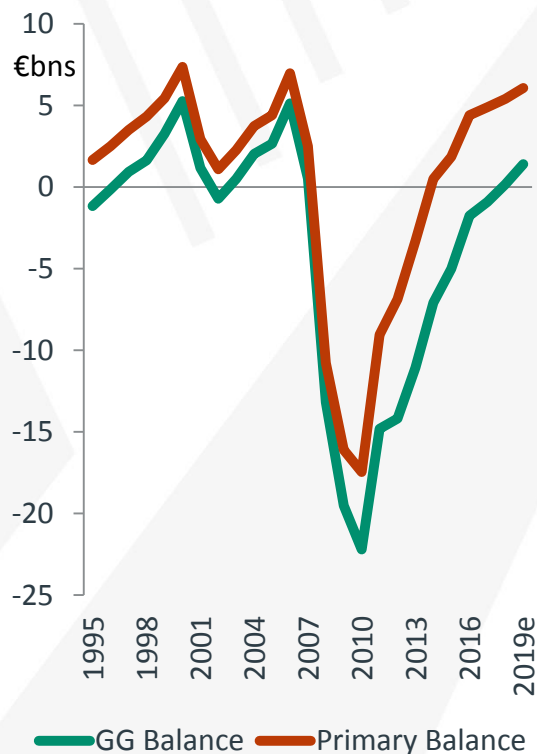
There are definitional questions around whether those on government income supports are unemployed. Some will have left the labour force, others are just temporarily furloughed.



Gníomhaireacht Bainistíochta an Chisteáin Náisiúnta
National Treasury Management Agency

Ireland used 2014-19 growth to create fiscal room and improve debt sustainability; will be needed in years ahead

Six years of primary surplus; run to end in 2020



Improved debt position allows for fiscal policy to act

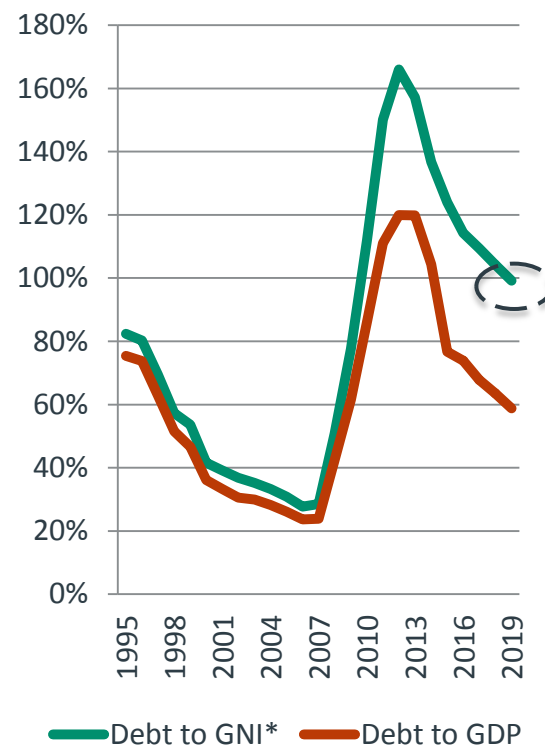
Debt-to-GNI*
(99% 2019f, from 166% peak)

Debt-to-GG Revenue
(233% 2019, from 353%)

Average interest rate
(2.2% 2019, from 5.1%)

Debt-to-GDP^
(59% 2019, from 120%)

Debt fell to 99% of national income but will reverse



Covid-19 and Ireland outlook

Recession

Ireland is headed for recession.
Key question is for how long?

This is a black swan event. The fan chart of outcomes is wide so forecasting is of little value.

Exposure

Ireland's domestic economy has been hit hard like others but there are relative positives.

Our internationally traded sectors (Pharma and ICT) will help weather the storm

Policy

Irish fiscal response currently at 6.5% of GNI*, more could follow if needed.

ECB and Fed actions should cap interest costs and allow necessary fiscal room



NTMA already funded €11bn of revised funding plan of €20-24bn for 2020; Ireland relatively well placed

Flexibility

Ireland has large cash balances, the final 2020 redemption prefunded and a year free of maturing bonds in 2021

Funding can come from several sources. Bonds, Short Term paper and the Rainy Day Fund.

10 years

One of the longest weighted average maturities in Europe

The NTMA used ECB QE to extend debt maturities reduce interest cost and repay the IMF. Now the ECB has started to buy again without limits

AA-

Ireland has been upgraded to AA space by S&P

On relative basis, hit to Ireland may be less than other countries given multinationals, relatively smaller domestic share of economy and tourism

Ireland has large cash balances
2020 redemptions prefunded
minimal redemptions in 2021



An aerial night photograph of Dublin, Ireland, showing the city lights, the River Liffey, and bridges. A large green semi-transparent rectangle is overlaid on the left side of the image, containing the title and text.

Section 1: Macro

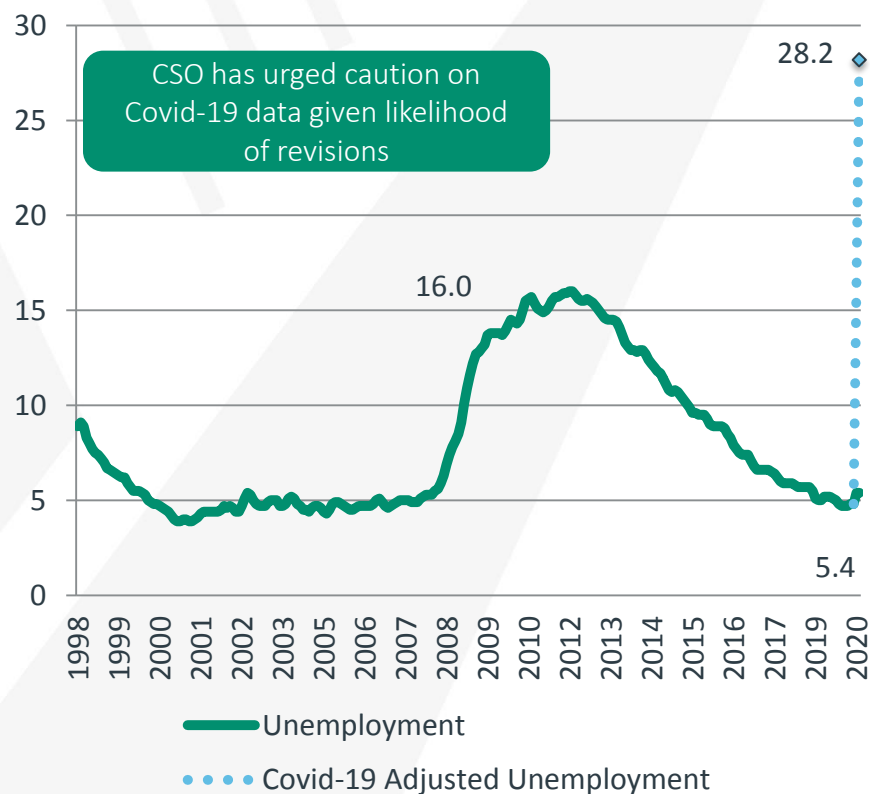
Q2 numbers will be grim but structure of
Ireland's economy will help cushion impact



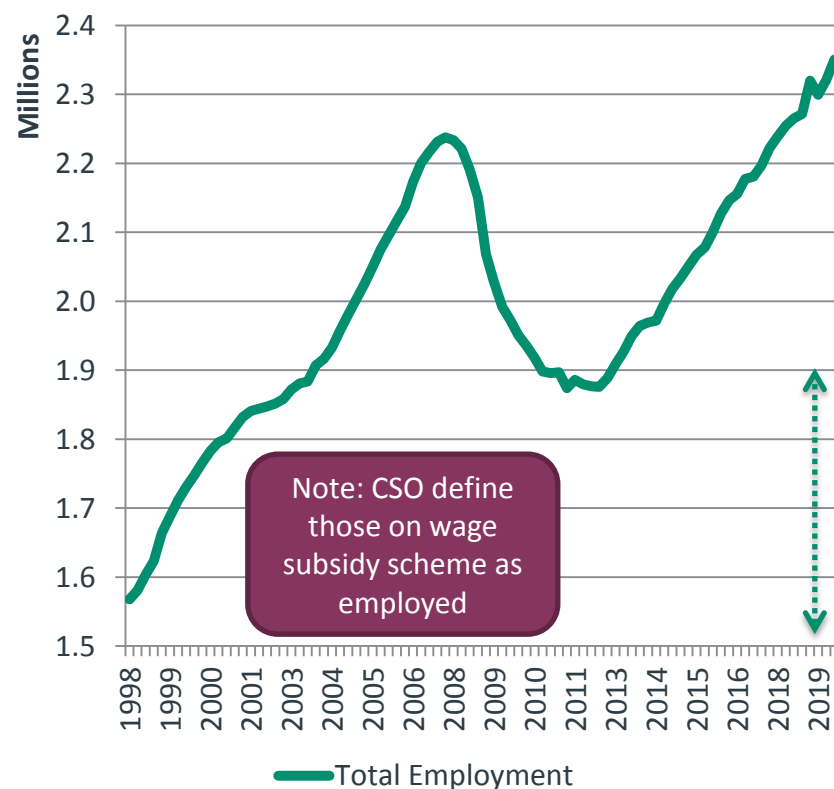
Gníomhaireacht Bainistíochta an Chisteáin Náisiúnta
National Treasury Management Agency

Labour market illustrated Ireland's march to recovery and full employment; now highlights the stark Covid-19 impact

April unemployment rate: Traditional CSO metric 5.4%; incl. Covid-19 impact 28.2%*



A million getting income supports - unclear how many would be considered unemployed



Source: [CSO](#), Department of Social Protection, NTMA calculations

* The dotted line is CSO data. It can be considered an upper bound for unemployment in April.

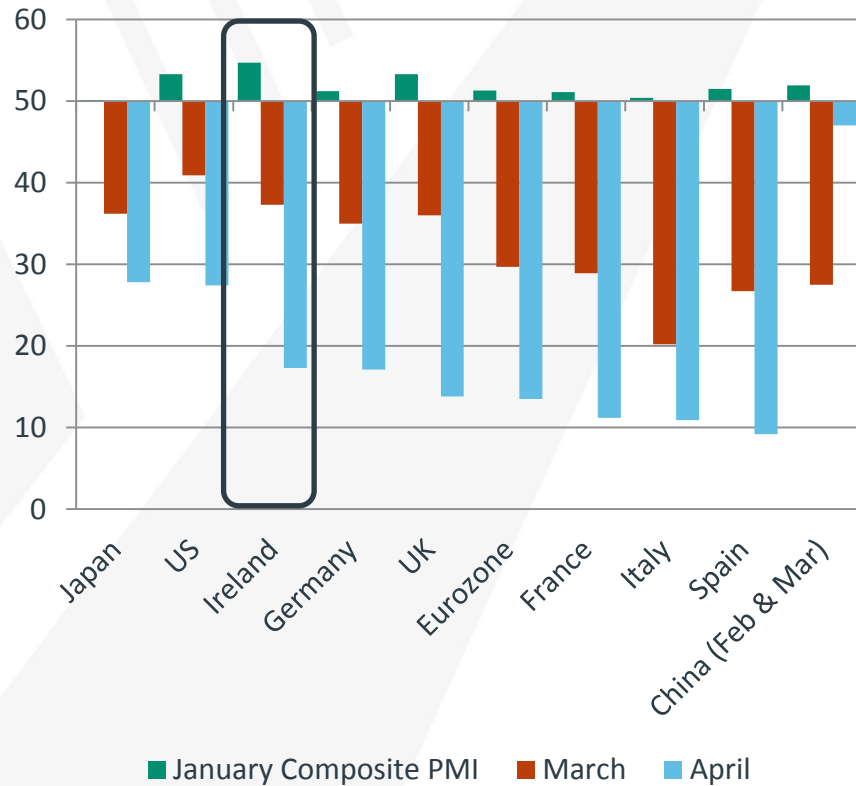
Note: There is no official data on how employment has been affected yet. The next labour market survey may answer questions about what constitutes being employed and whether those losing jobs will leave the labour market. Thus we give a range of outcomes, as we cannot be accurate now.



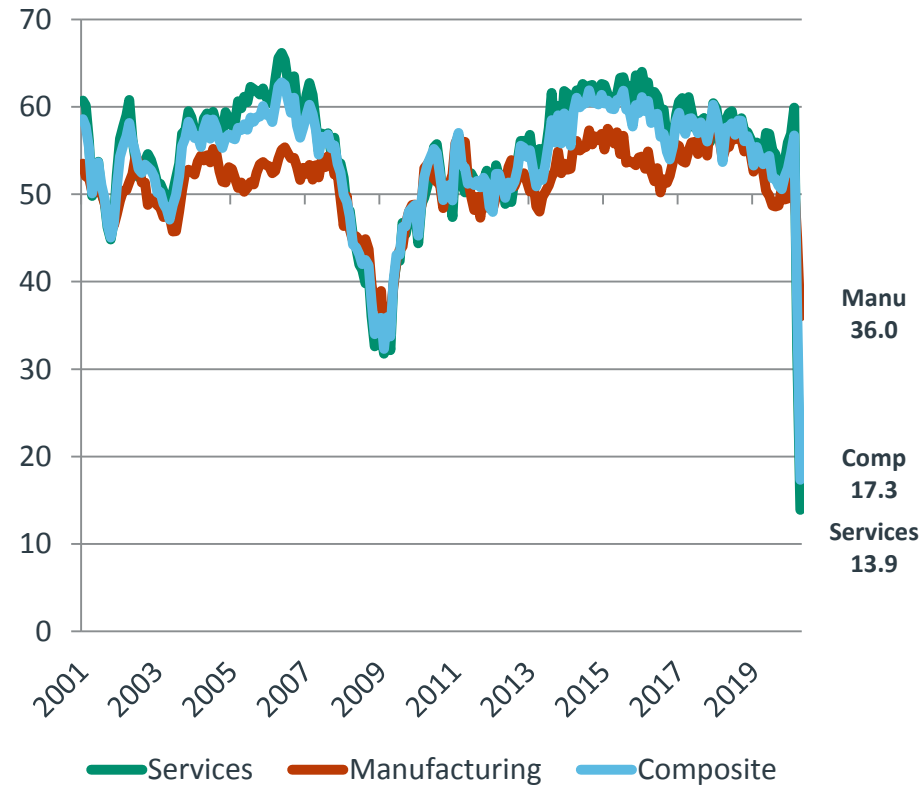
Gníomhaireacht Bainistíochta an Chisteáin Náisiúnta
National Treasury Management Agency

PMIs have tumbled like other countries but Ireland's contraction smaller at the margin

**Ireland's Composite PMI at 17.3 in April,
Manufacturing held up at 36.0**



**Brief upswing after Brexit reprieve but PMIs
have fallen sharply on Covid-19 since**



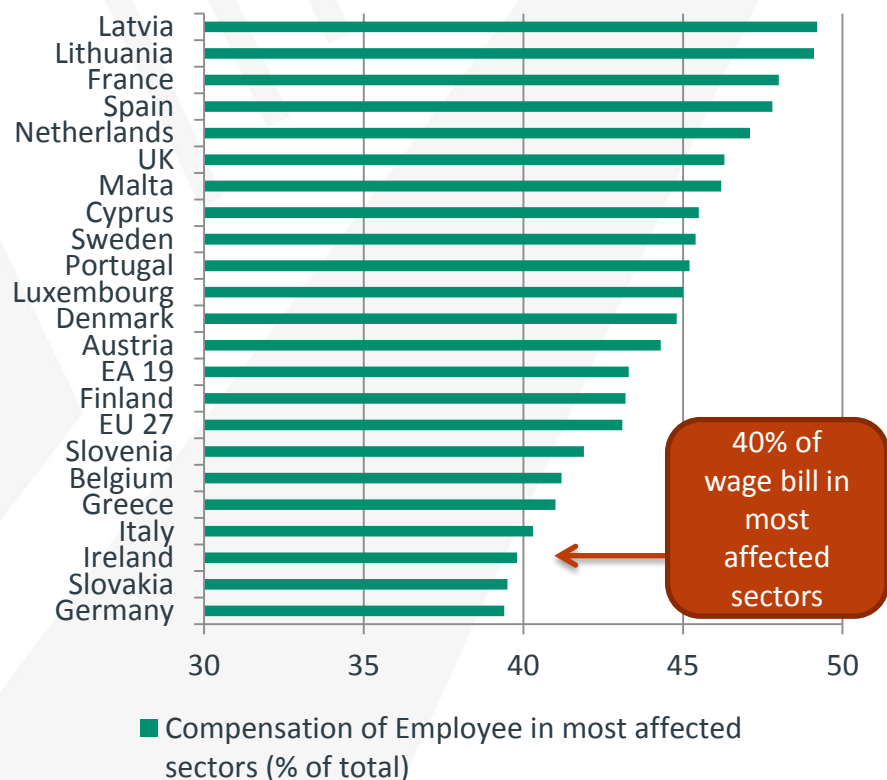
During lockdown, Pharma and ICT will stabilise GVA; domestic sectors in lockdown or have reduced capacity

2019 data (€ Billions)	GVA	Wage Bill [^]	Domestic Owned Profits ^{^^}	MNCs Profits ^{^^}	Estimated % of normal Output*
Agri, Forest & Fish	3.1	0.7	2.4	0.0	>75%
Industry (incl. Pharma)	112.4	14.1	7.9	90.3	>75%
<u>Construction</u>	<u>9.7</u>	<u>4.5</u>	<u>5.0</u>	<u>0.2</u>	<25%
<u>Dist, Transport, Hotels & Rest.</u>	<u>36.2</u>	<u>19.8</u>	<u>10.0</u>	<u>6.0</u>	<25%
ICT	44.7	8.3	1.9	34.7	>75%
Financial & Insurance	23.3	9.2	5.1	9.3	>75%
<u>Real Estate</u>	<u>20.9</u>	<u>0.7</u>	<u>20.1</u>	<u>0.0</u>	<50%
Prof, Admin & Support	33.7	12.8	5.6	15.6	>75%
P Admin, Educ. & Health	33.7	28.3	5.5	0.1	>75%
<u>Arts, Other</u>	<u>4.4</u>	<u>2.1</u>	<u>2.1</u>	<u>0.1</u>	<25%
All Sectors	324.2	100.6	65.4	156.3	-

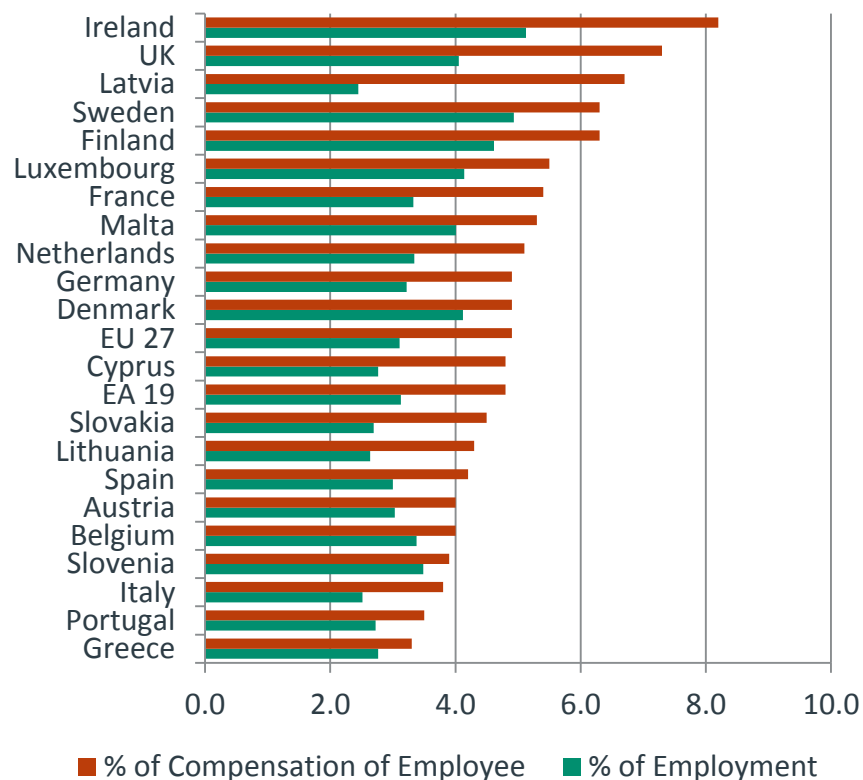


On a relative basis Ireland could perform better than most EU peers – thanks to big tech/ social media companies

The Irish wage bill is not going to be as impacted as other countries



ICT sector will be a bulwark in protecting incomes in Ireland



Most foreign-owned multinationals are shielded but aircraft leasing is exposed (as are Irish-based airlines)

Timely CSO data on aircraft leasing in Ireland show a small but valuable sector

	2018
Assets (€ bn)	140
Persons Employed	1,971
Average Salary (€ 000s)	207.6
Total Compensation of Employee (€bn)	0.4
Profits (€ bn)	4.7
Industry % of GNI*	2.6

Covid-19 outlook – plummeting travel numbers will endanger leasing contracts

Estimated €250bn hit to global passenger revenues from Covid-19*

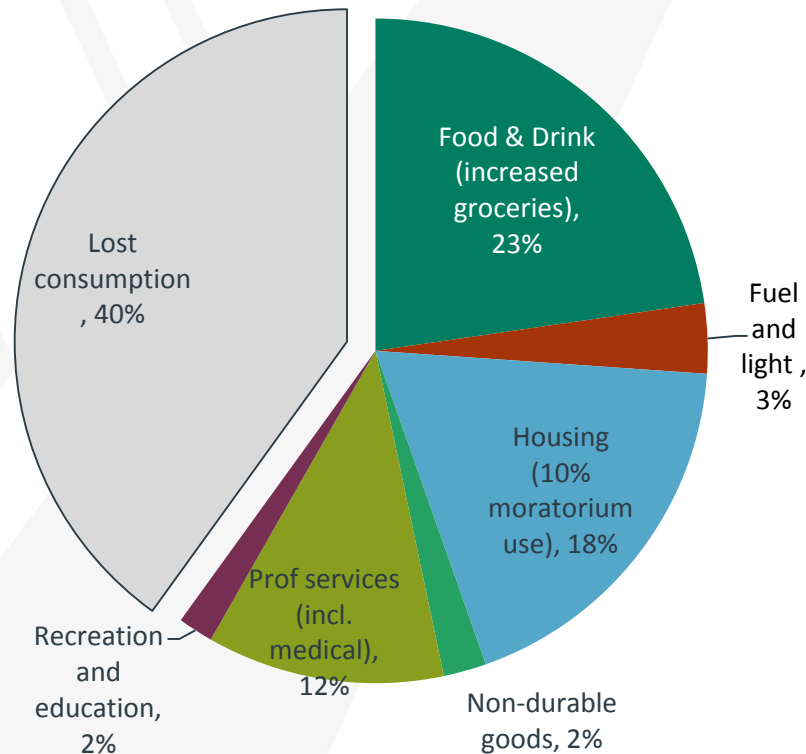
Impacts Ireland in two ways

- Hit to Irish- based airlines – Ryanair (Europe's biggest airline) and Aer Lingus
- Will have a knock impact on multinational aircraft leasing companies in Ireland.
- The 2008 crisis led to a fall in aircraft values of 19% on average. Implies hit to assets held in Ireland are likely.
- Support for airlines through fiscal packages in the US and China will alleviate some concerns
- Secondary impacts on retail given high value jobs could be lost. Dublin office market may lose a demand source. Only fiscal impact is lost taxes

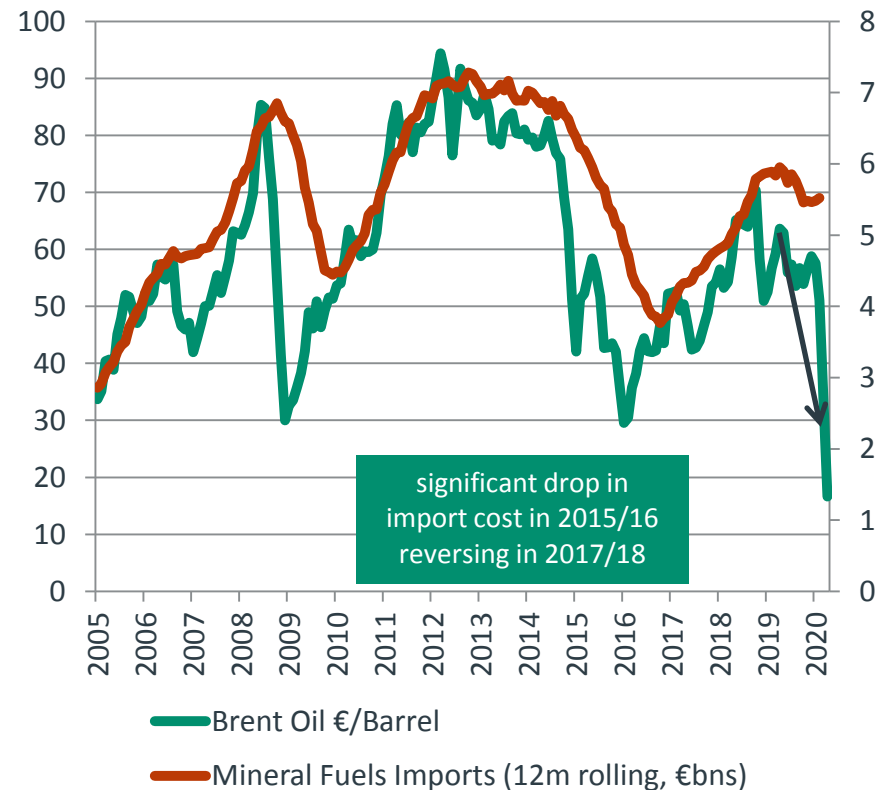


Consumption is being curtailed by lockdown; Oil price drop is welcome boost for importer like Ireland

Lockdown economy means as much as 40% of consumption may not be happening

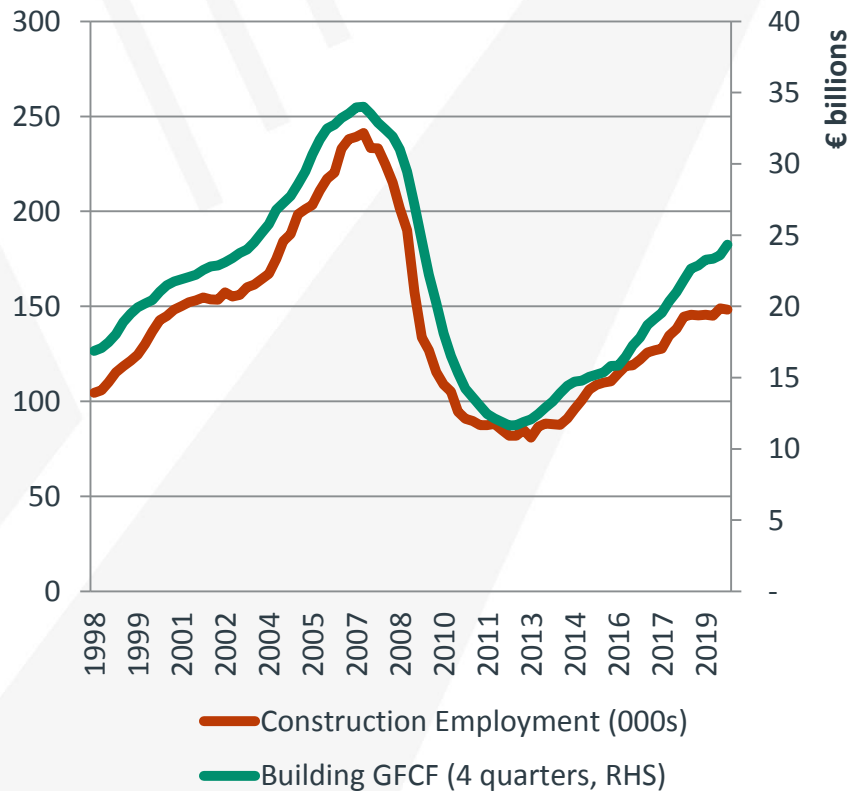


Oil price drop might boost the economy by 0.5-1% of GNI*

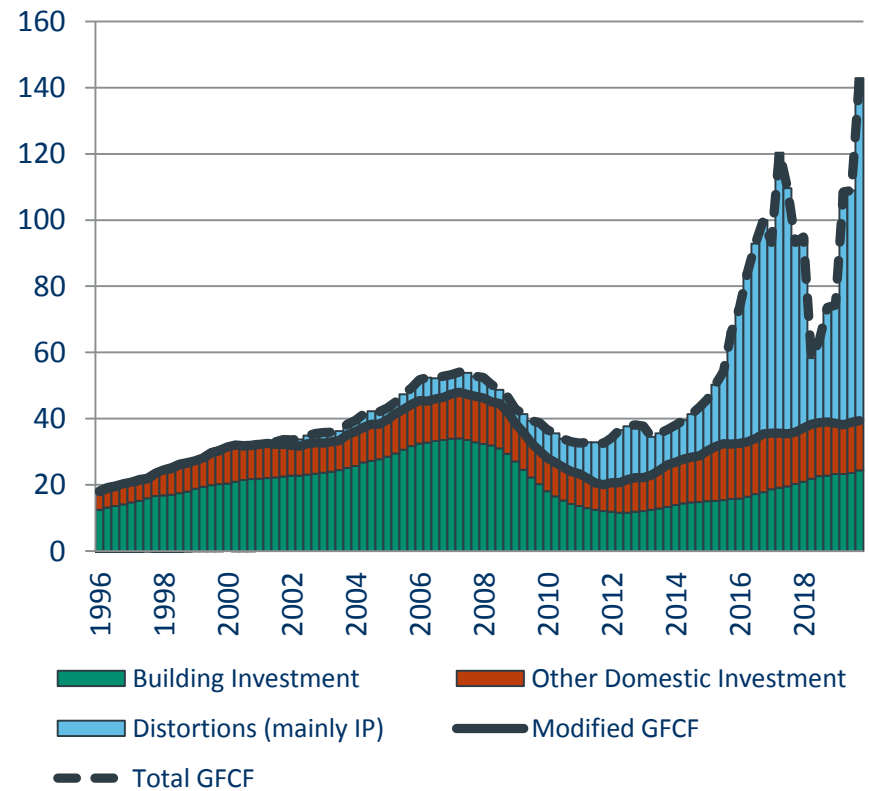


Construction sector has been shuttered for the time being; good news that it is set to restart in mid-May

Building and construction investment will be hit in Q2 but can rebound quickly



Another surge of IP into Ireland in 2019 – helps ICT but distorts investment picture



Fiscal response €13bn (6.5% of GNI*) is considerable; more could be announced as needed

€4.8bn for [income support measures](#):

1. A temporary wage subsidy scheme (TWSS) has been introduced for 12 weeks which pays 70-85% of an employee's income up to €410p/w. This equates to any salary below €38,000.
 - ▶ Subsidy is for businesses with >20% reduction in turnover and keeps employee on the books.
 - ▶ Most furloughed salaries are below €38,000; average payment close to €350 p/w more likely.
2. A pandemic unemployment payment (PUP) for employees (and self-employed) who were laid off due to Covid-19 is now €350 p/w. This is larger than the usual benefit of circa €200 p/w.
3. A sick leave payment for actual Covid-19 diagnosis or self isolation is available and is €350 p/w.

€2bn for increased health spending to combat Covid-19.

€6.5bn for [business supports](#): Some of these supports need to be legislated for in coming weeks.

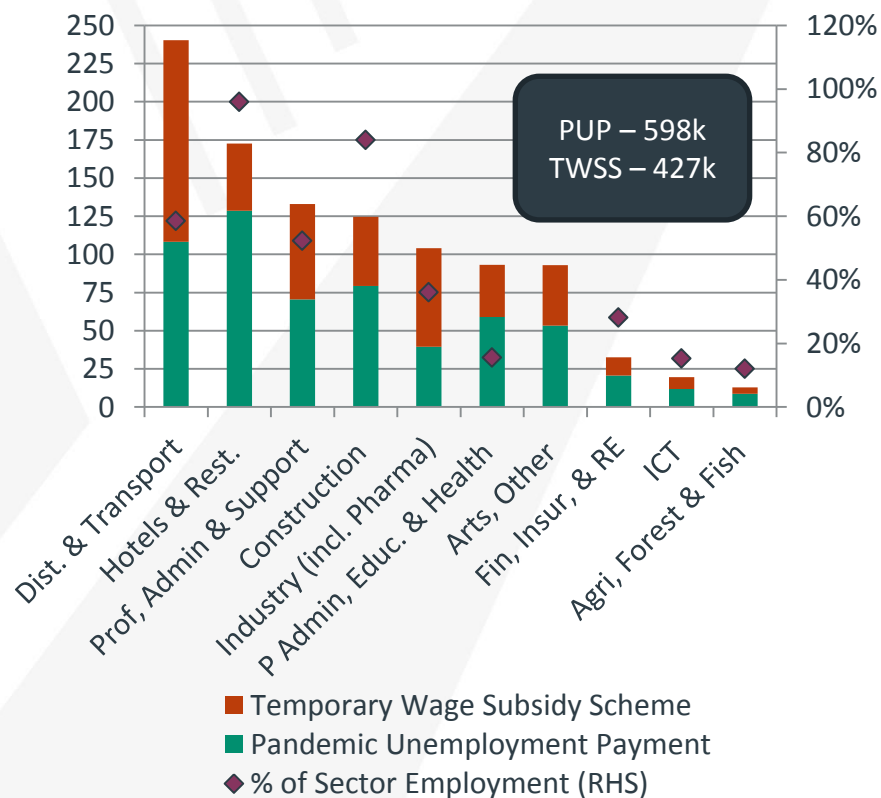
1. A €10,000 restart grant for micro and small businesses;
2. A three month commercial rates waiver for impacted businesses;
3. A €2 billion Pandemic Stabilisation and Recovery Fund within the Ireland Strategic Investment Fund (ISIF), which will make capital available to medium and large enterprises on commercial terms;
4. A €2 billion COVID-19 Credit Guarantee Scheme to support lending to SMEs;
5. The 'warehousing' of tax liabilities for a period of twelve months

[Other measures](#) enacted include support for bank borrowers, reducing the CBI's Countercyclical Capital Buffer, deferrals on tax payments including VAT & stamp duty, temporary rent freezes and temporary ban on evictions.

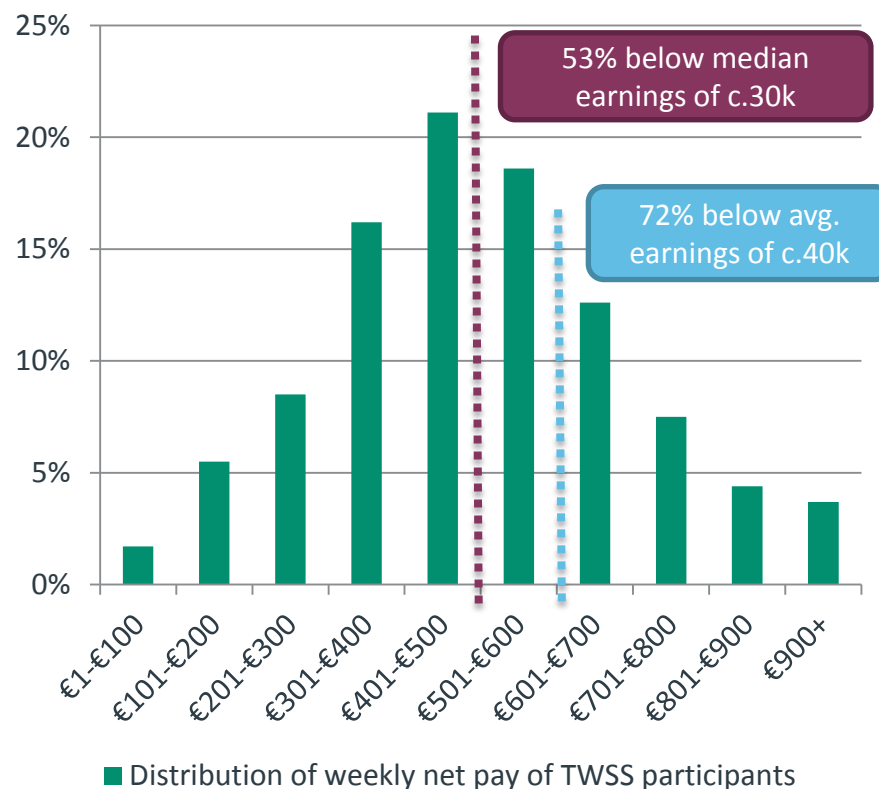


Government's income supports have seen historic take-up: those on TWSS are still employed; PUB unemployed

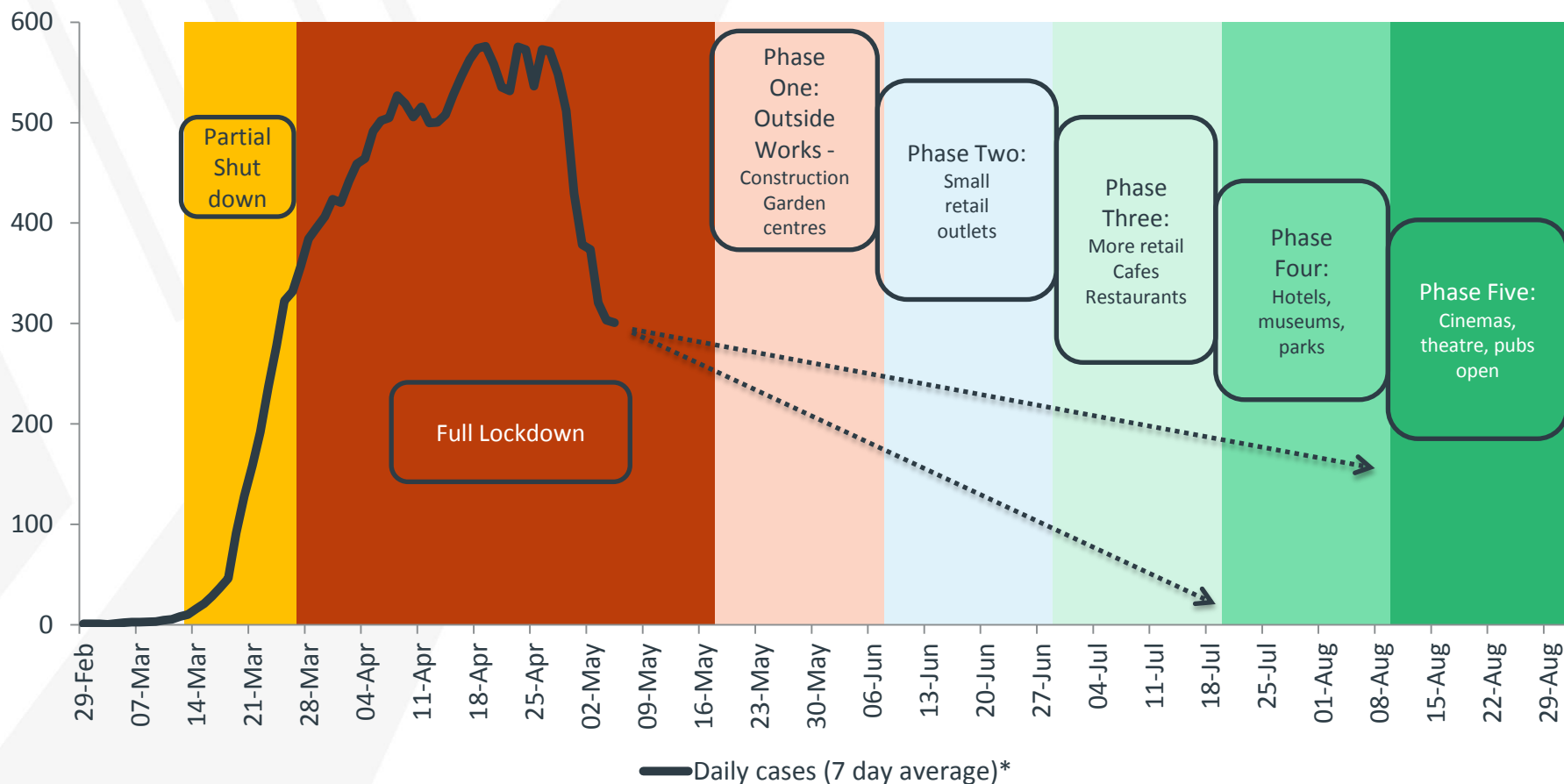
Around 40% of workforce have received either one of two Covid-19 income supports



Those furloughed under TWSS are weighted towards the lower end of wage scale



Roadmap for phased re-opening laid out by Government; May 18th is start, sees all sectors back open in early Q3



Source: HSE, [Department of the Taoiseach](#), NTMA analysis

*Daily cases are adjusted for backlog of testing which meant cases related to end-March/early April but were not confirmed until mid April.

** Roadmap subject to change. Arrows are illustrative. Covid-19 cases & other indicators will need to fall or be contained for Ireland to move through the proposed phases. Ultimately the re-opening will be guided by public health advice.



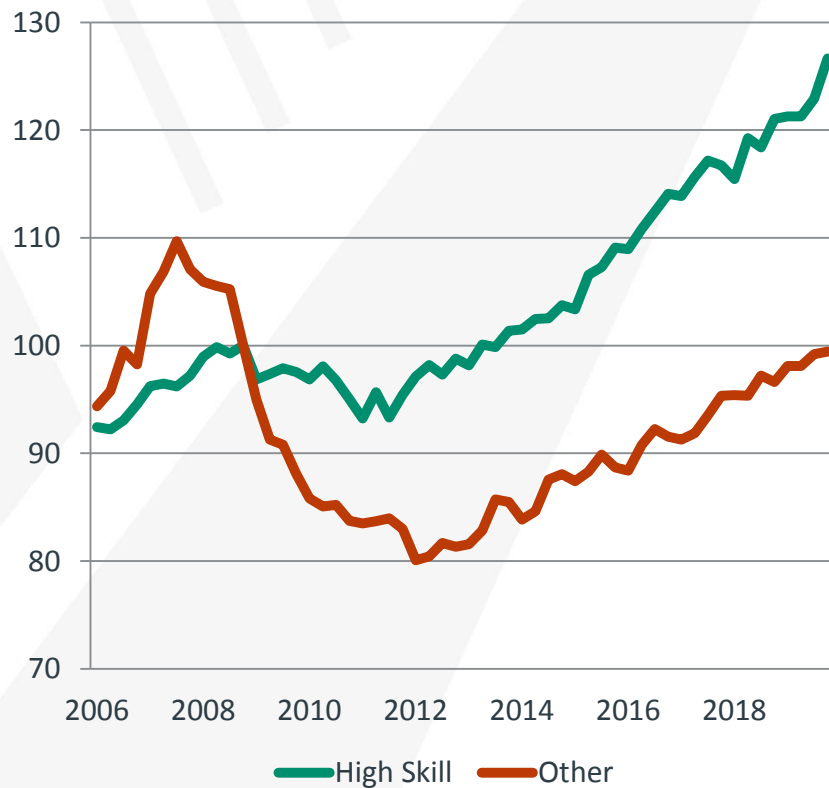
Gníomhaireacht Bainistíochta an Chisteáin Náisiúnta
National Treasury Management Agency

External environment – monetary policy and oil positives will partially offset negative external shock Ireland faces

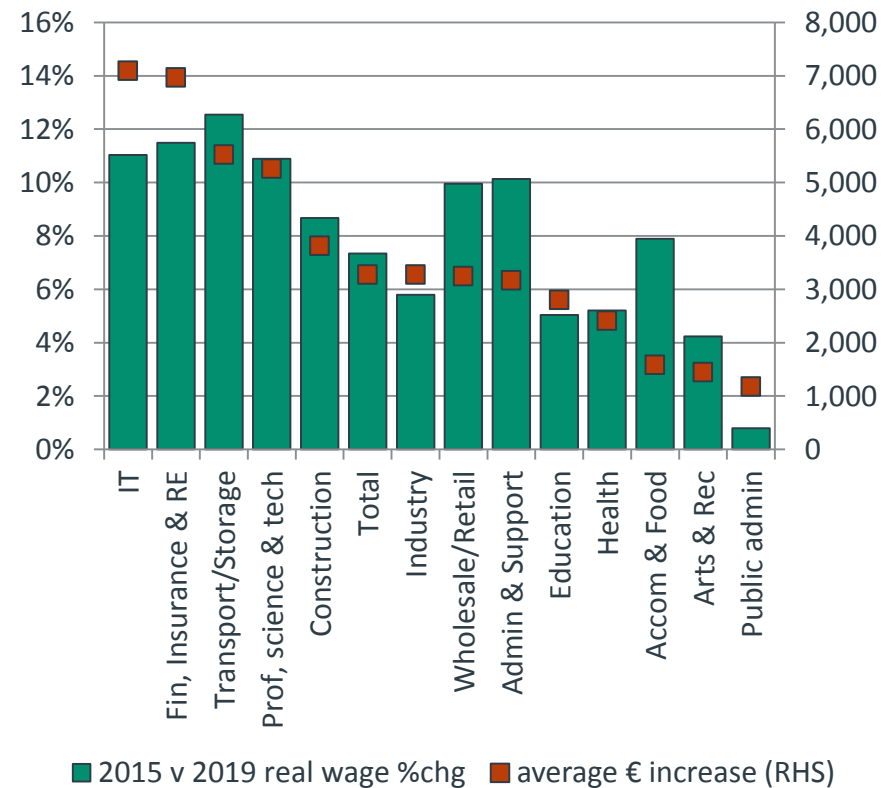
	2019	2020
EA Monetary Policy	Accommodative in Q4	Maximum accommodative
EU Fiscal Policy	Minimal	Expansionary
US Monetary Policy	Easing	Maximum accommodative
US growth	YC inversion, but still growing	Covid-19 shock
Oil price	Flat y-o-y	Significantly down on demand and Saudi action
UK growth	Brexit uncertainty headwind	Covid-19 shock
Euro Growth	Sluggish	Covid-19 shock
Euro currency	No change y-o-y v. £; weaker v \$	Neutral so far

High-skill jobs were added in recovery; wage growth and low inflation pushed real wages up in the last five years

High-skill employment grew sharply in recovery period (index, 100 = end 2008)

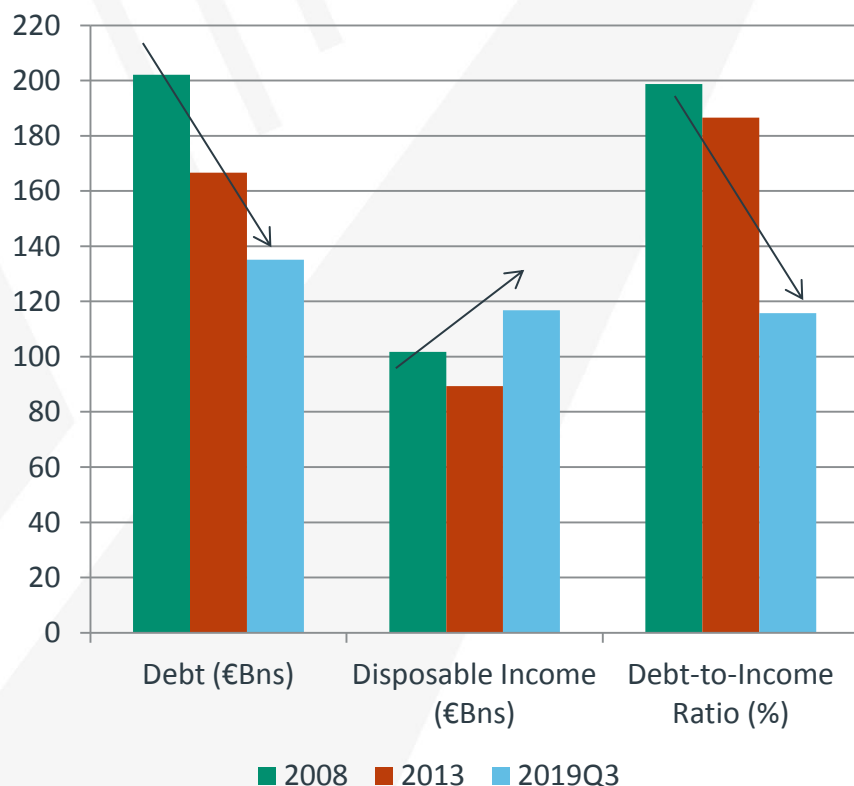


Real wages increase helped HHs to repair balance sheets, increase living standards



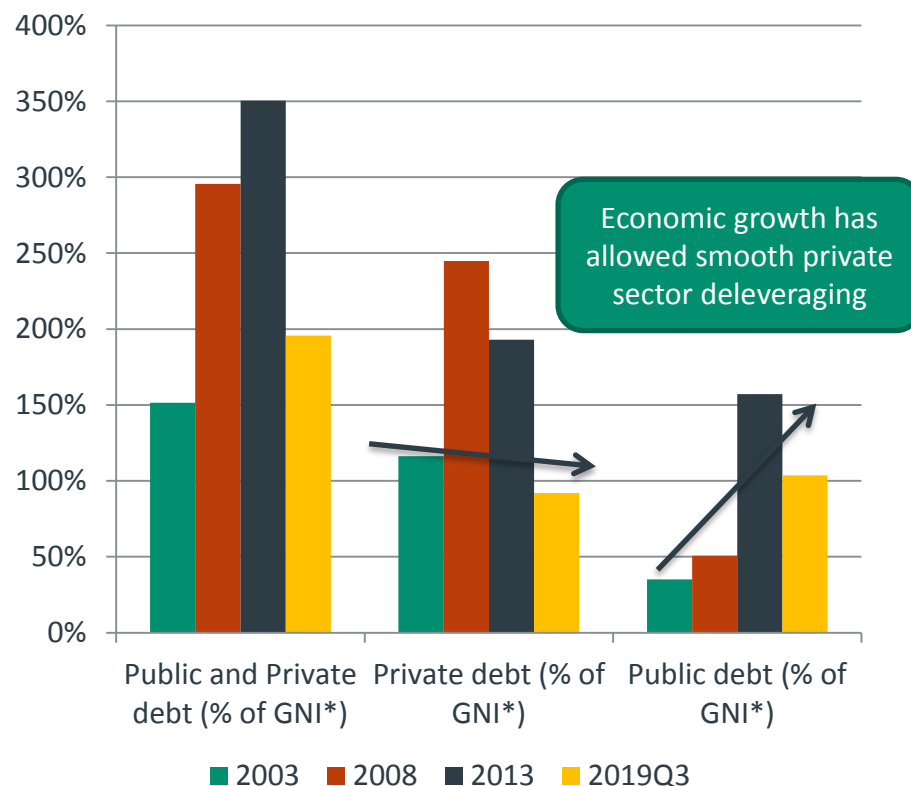
Ireland has used recovery period to repair private sector balance sheets – especially households

Household debt ratio has decreased due to deleveraging and increasing incomes



Source: [CBI](#)

Legacy of crisis is on the Government balance sheet not the private sector's



Source: CBI data, CSO

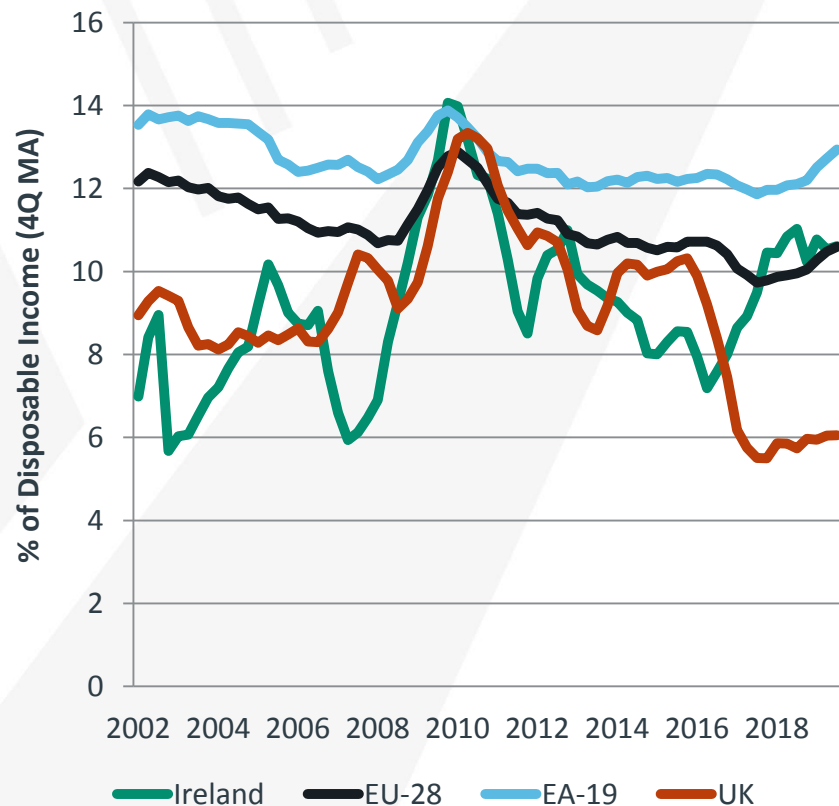


Gníomhaireacht Bainistíochta an Chisteáin Náisiúnta
National Treasury Management Agency

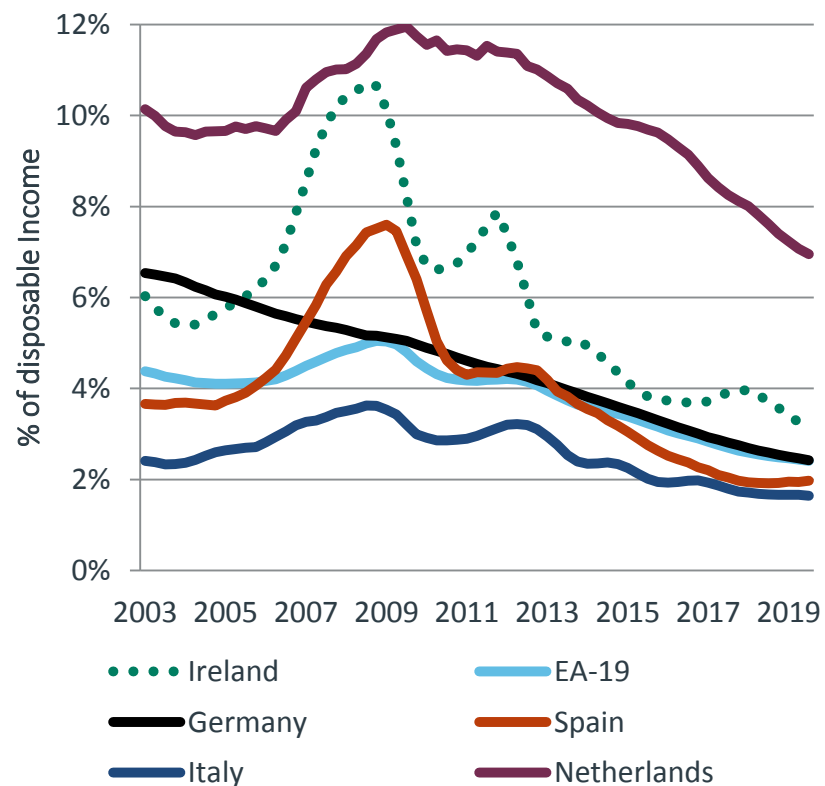
Note: Private debt includes household and Irish-resident enterprises (ex. financial intermediation) CBI quarterly financial accounts data used for household and CSO data for nominal government liabilities.

Savings rate around EU average – pointing towards households being more prudent

Gross household saving rate lower than peak but close to EU average



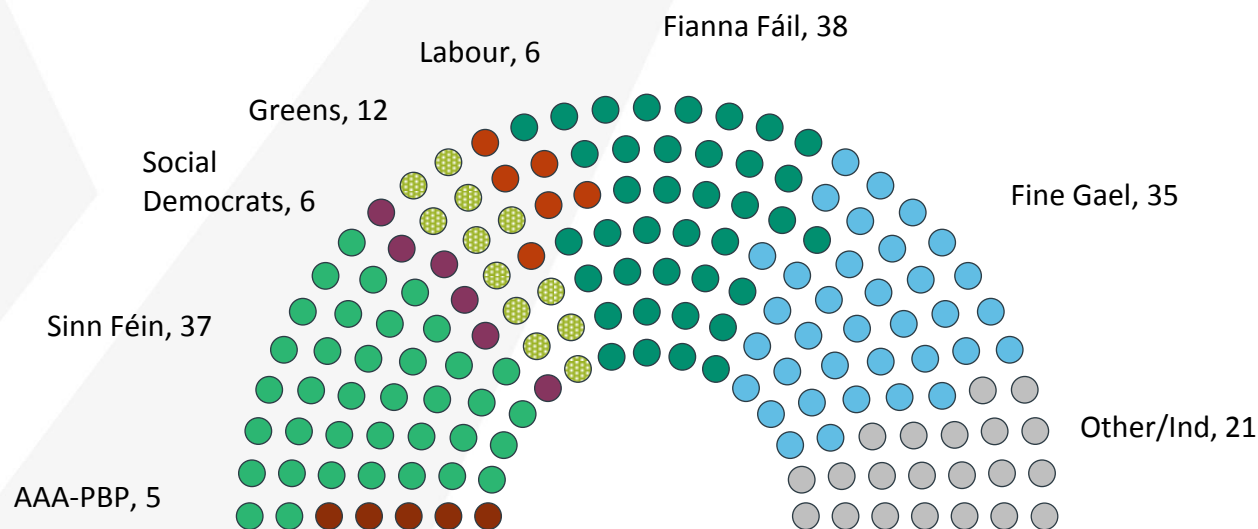
Interest burden down to 3% of disposable income from peak of 11%



Recent general election was inconclusive but coalition likely in coming months

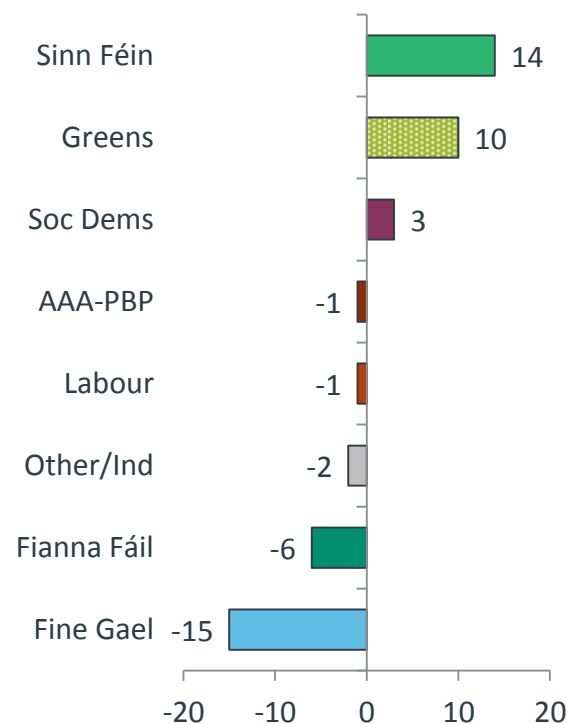
No two parties together can form govt. No new legislation can be passed without govt. formation which will force issue

Breakdown of seats in Dáil Éireann following 2020 General Election (160 Seats total)*



Sinn Féin the biggest winners of the GE but may not enter govt.

Change since GE 2016



Section 2: Fiscal & NTMA funding

Ireland was in relatively good shape
fiscally before Covid-19



Gníomhaireacht Bainistíochta an Chisteáin Náisiúnta
National Treasury Management Agency

NTMA already funded €11bn of revised funding plan of €20-24bn for 2020; Ireland relatively well placed

Flexibility

Ireland has large cash balances, the final 2020 redemption prefunded and a year free of maturing bonds in 2021

Funding can come from several sources. Bonds, Short Term paper and the Rainy Day Fund.

10 years

One of the longest weighted average maturities in Europe

The NTMA used ECB QE to extend debt maturities reduce interest cost and repay the IMF. Now the ECB has started to buy again without limits

AA-

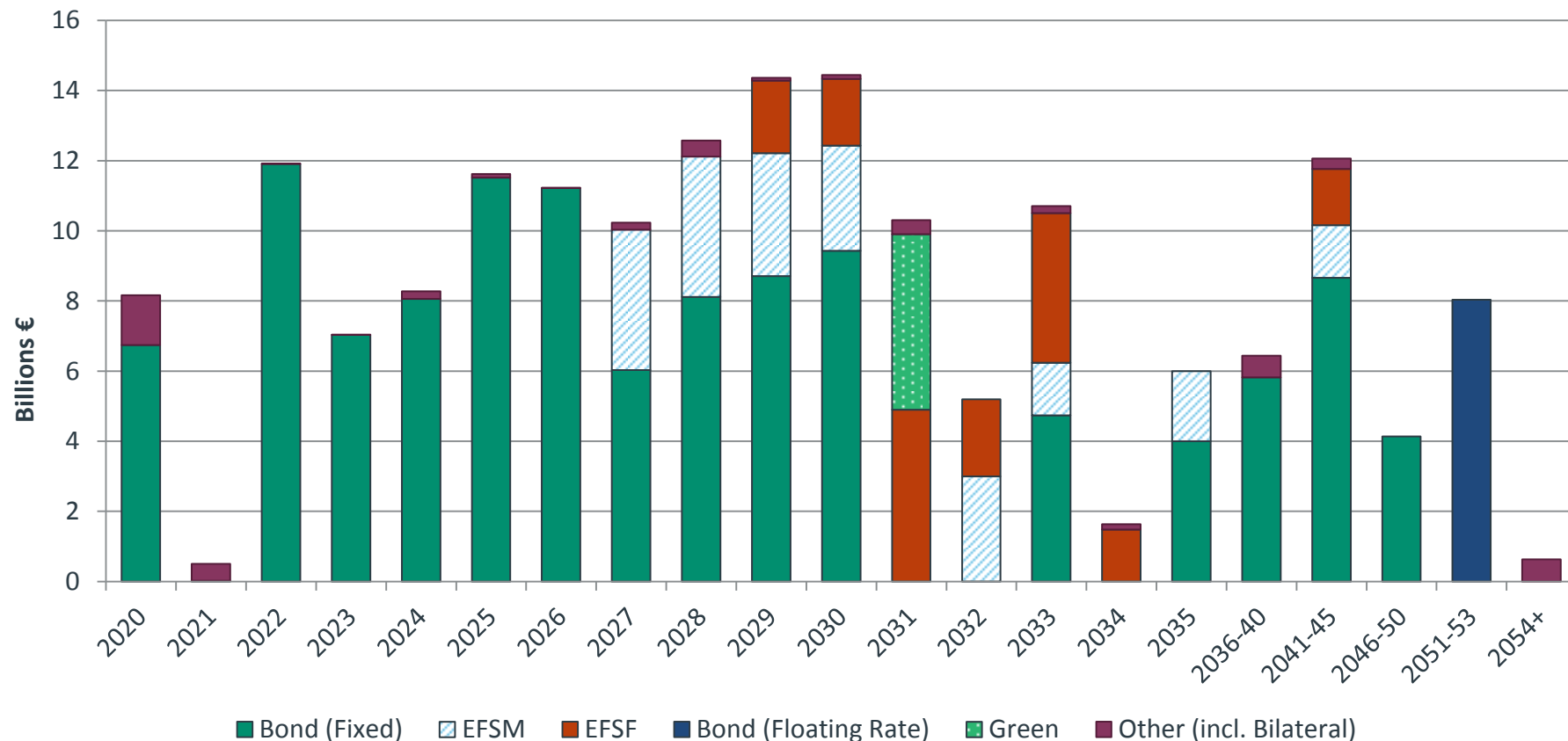
Ireland has been upgraded to AA space by S&P

On relative basis, hit to Ireland may be less than other countries given multinationals, relatively smaller domestic share of economy and tourism

Ireland has large cash balances
2020 redemptions prefunded
minimal redemptions in 2021



Two positives for Ireland: smoother maturity profile and no bond redemptions in 2021



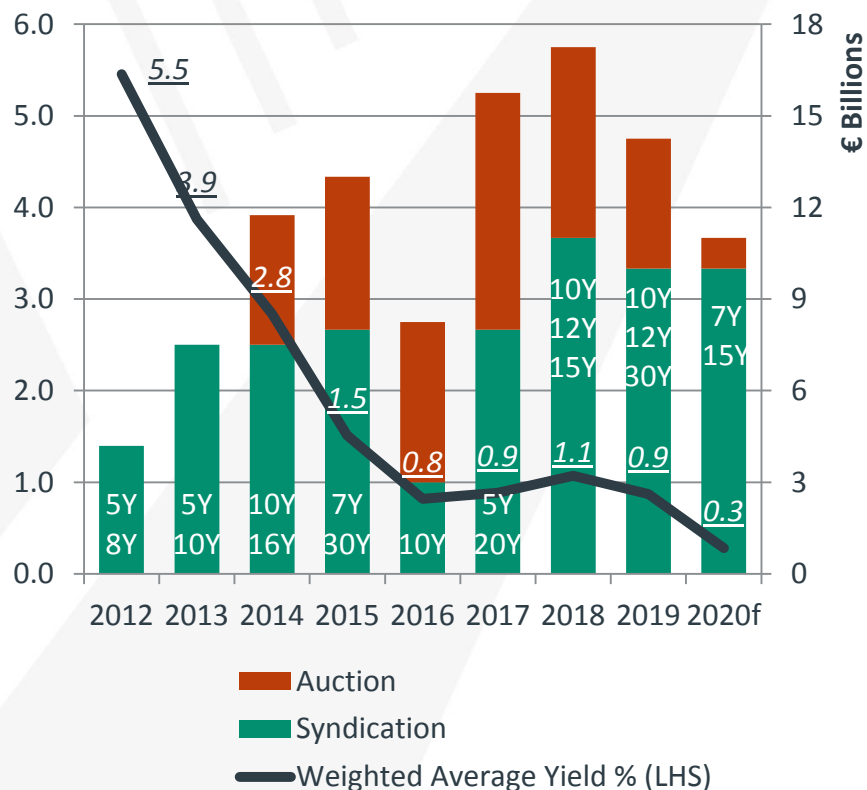
Source: [NTMA](#)

Note: EFSM loans are subject to a 7-year extensions. It is not expected that Ireland will refinance any of its EFSM loans before 2027. As such we have placed the pre-2027 EFSM loan maturity dates in the 2027-30 range although these may be subject to change.

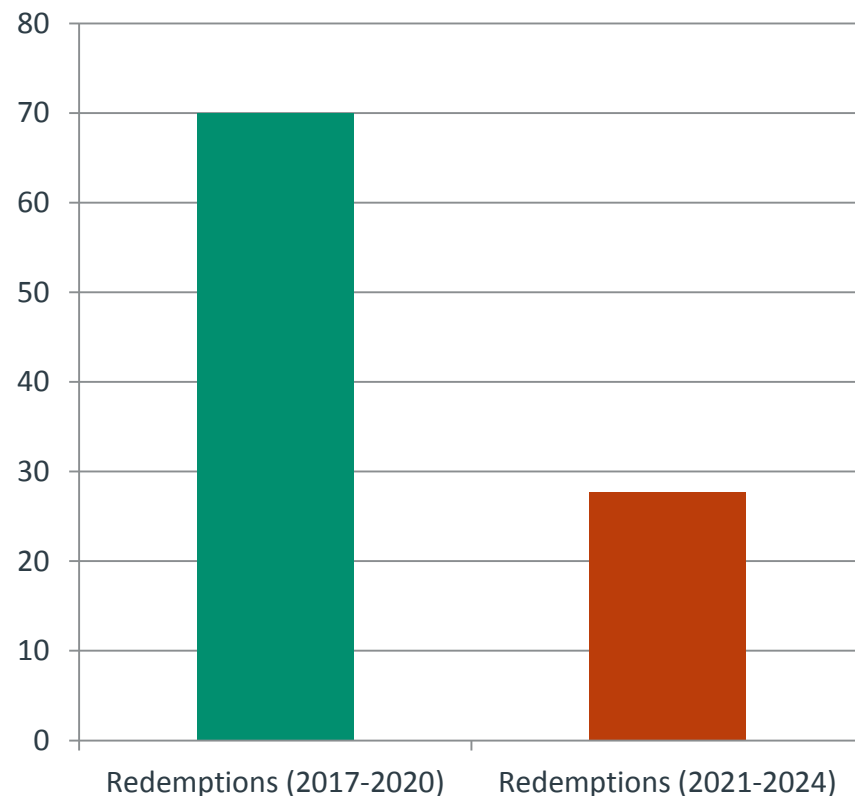


Near term redemptions much lower than last five years; this + lower borrowing costs provides NTMA with flexibility

NTMA issued €80bn MLT debt since 2015;
13.3 yr. weighted maturity; avg. rate of 0.94%



Even with extra Covid-19 borrowings, NTMA might not match supply since 2015



The NTMA took advantage of QE to extend debt profile

Various operations have extended the maturity of Government debt ...

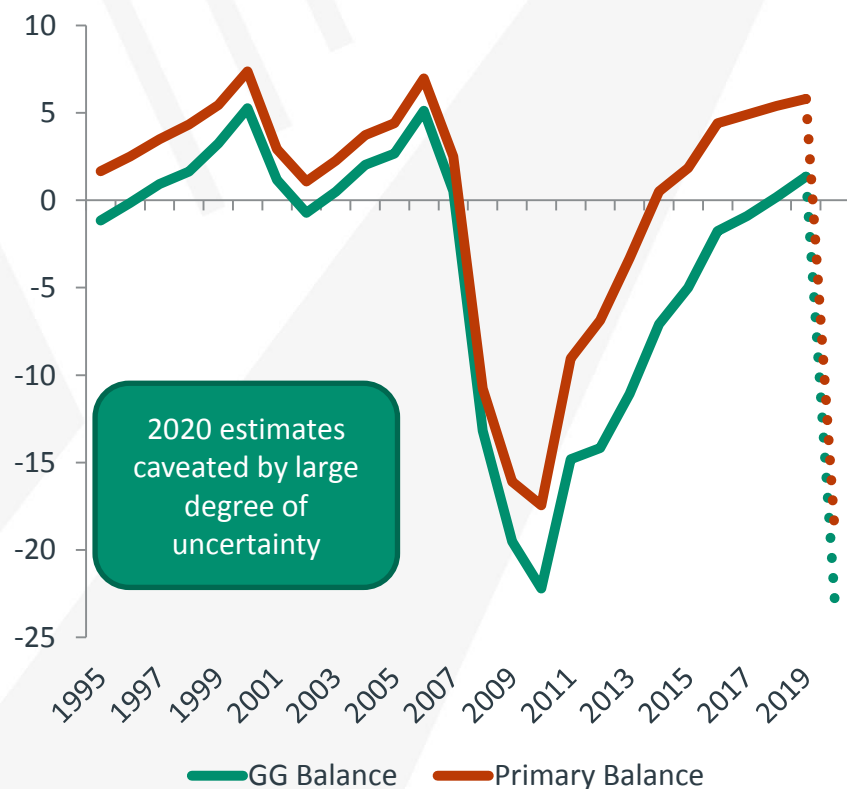


...Ireland (in years) now compares favourably to other EU countries

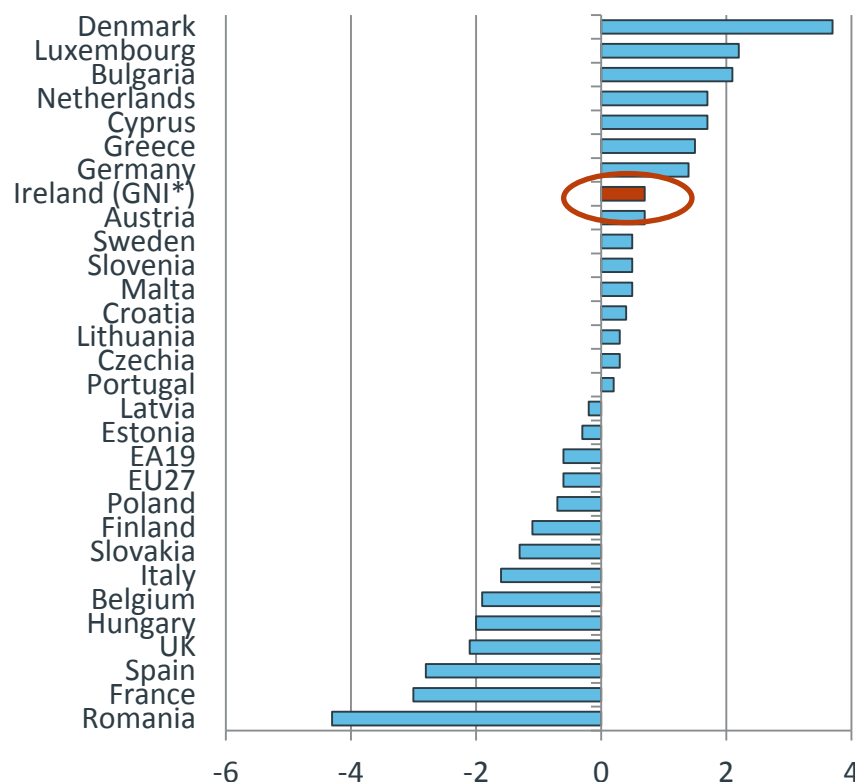


Fiscal discipline in evidence in last decade – after Covid-19 stimulus Ireland will have to do the hard yards again

Government worked to get Gen. Govt. Balance (€bn) to surplus before Covid-19

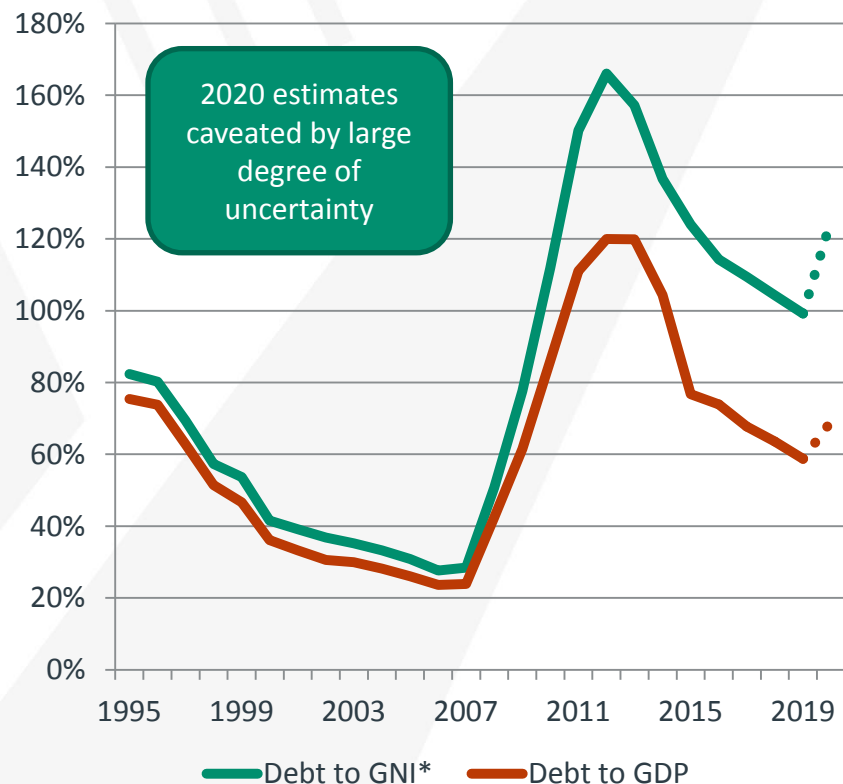


2019 GGB Deficit/Surplus (% of GDP): Ireland started in better shape than most

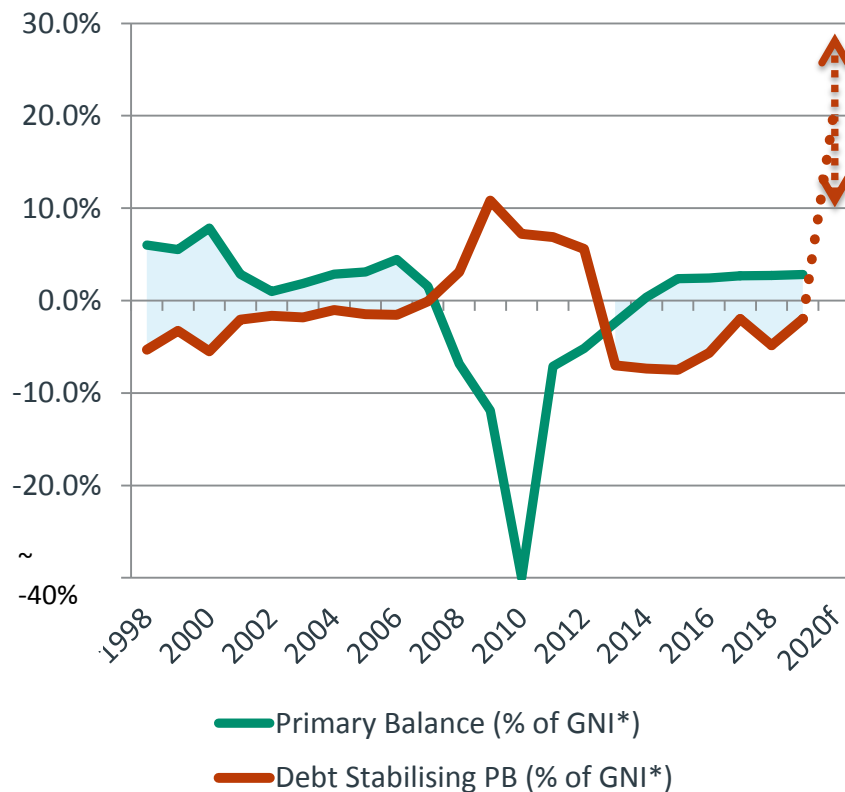


Gross Government debt likely close to 59% of GDP at end-2019 but 100% of GNI*; will reverse in the short term

Debt-to-GNI* had dropped since last crisis

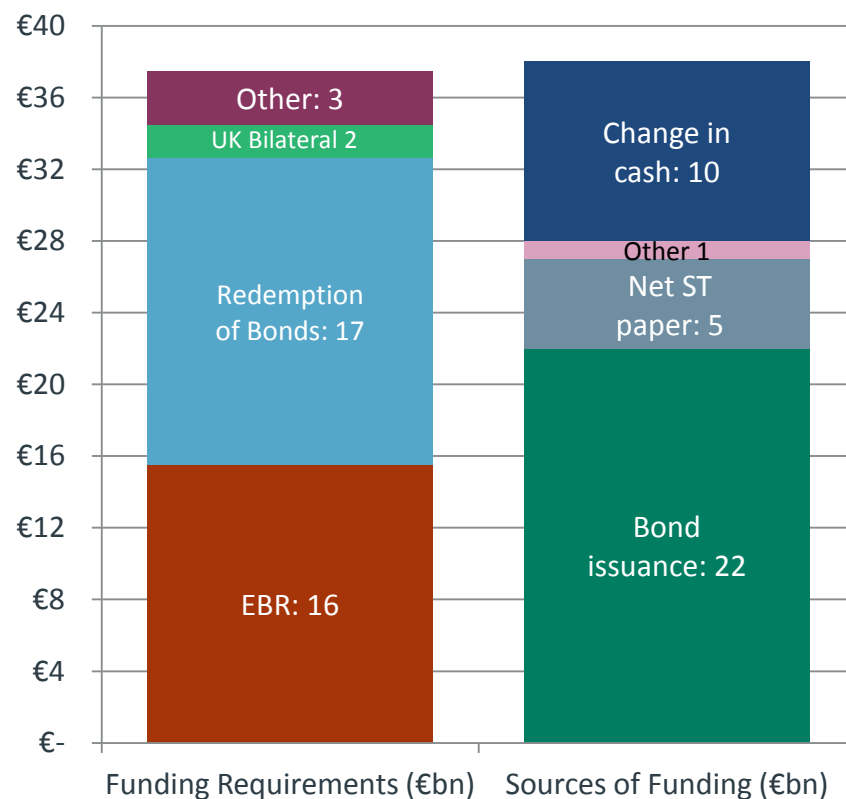


No country will be running primary surplus necessary to keep debt ratio in check



Various sources of funding will be used to meet Covid-19 borrowing requirements – cash balance and flexibility key

- Two bonds mature in 2020: the first matured in April and the second will mature in October.
- Four of the remaining five tranches of the UK bilateral loan mature in 2020.
- The Exchequer Borrowing Requirement (EBR) has been revised to €15.5bn up from €1.6bn. This is subject to change given the economic uncertainty.
- Existing cash balances will be run down to meet part of the 2020 funding requirement.
- Short term paper will also be an important funding source – one Ireland has not tapped in recent years.



Source: NTMA

Notes:

Other funding: Includes general contingency provision including for potential FRN purchases

Bond issuance: Mid-point of €20-€24bn bond funding range.

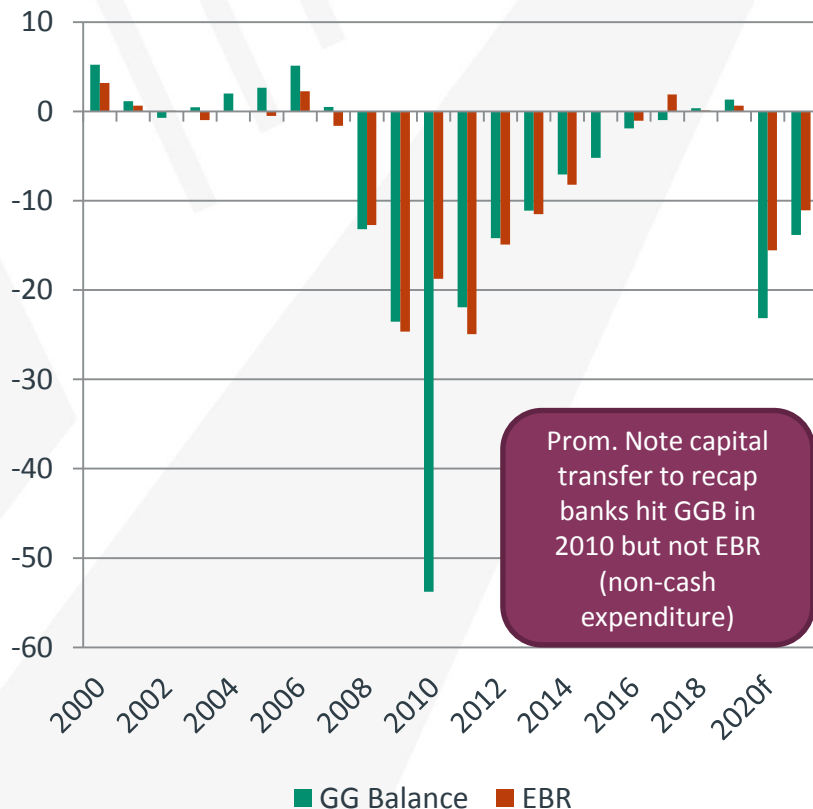
Net ST paper: Forecast net growth in short-term paper.

Other Sources: Includes retail (State Savings), private placements and EIB loan drawdowns.



NTMA must finance EBR with cash but GG balance includes other revenue/costs; use GGB for deficit comps

Gap between EBR and GGB (€bns) usually minor - stark in 2020



Prom. Note capital transfer to recap banks hit GGB in 2010 but not EBR (non-cash expenditure)

Methodological Differences	EBR			GGB
Accounting basis	Cash (exchequer)			Accrual
Financial transactions	Included			Excluded
Scope	Subset of Central Govt.			Includes all of central + local
Intra-Government Consolidation	No			Yes

	2019	2020	2021	Comments
EBR	0.6	-15.6	-11.1	This is the deficit in cash terms that the NTMA must finance each year
Adjust for Accruals	0.9	1.4	0.8	Accruals can relate to interest, taxes, other expenditures
Exclude Equity & Loan Transactions	-2.5	-4.8	-2.4	Transactions between the Exchequer and NAMA, CBI and other govt. entities: this benefits funding req.
Social Insurance Fund	1.5	-2.1	-0.3	Archaic funding structure of social insurance in Ireland is outside Exchequer. Consolidated in GGB
Semi State, ISIF, other funds	1.2	-0.4	0.0	Dividends and profits from government entities
Local Govt.	-0.5	-1.7	-0.9	Local governments fund themselves
GGB	1.3	-23.1	-13.8	Most complete metric for fiscal position. Use this for deficit comparison with other nations

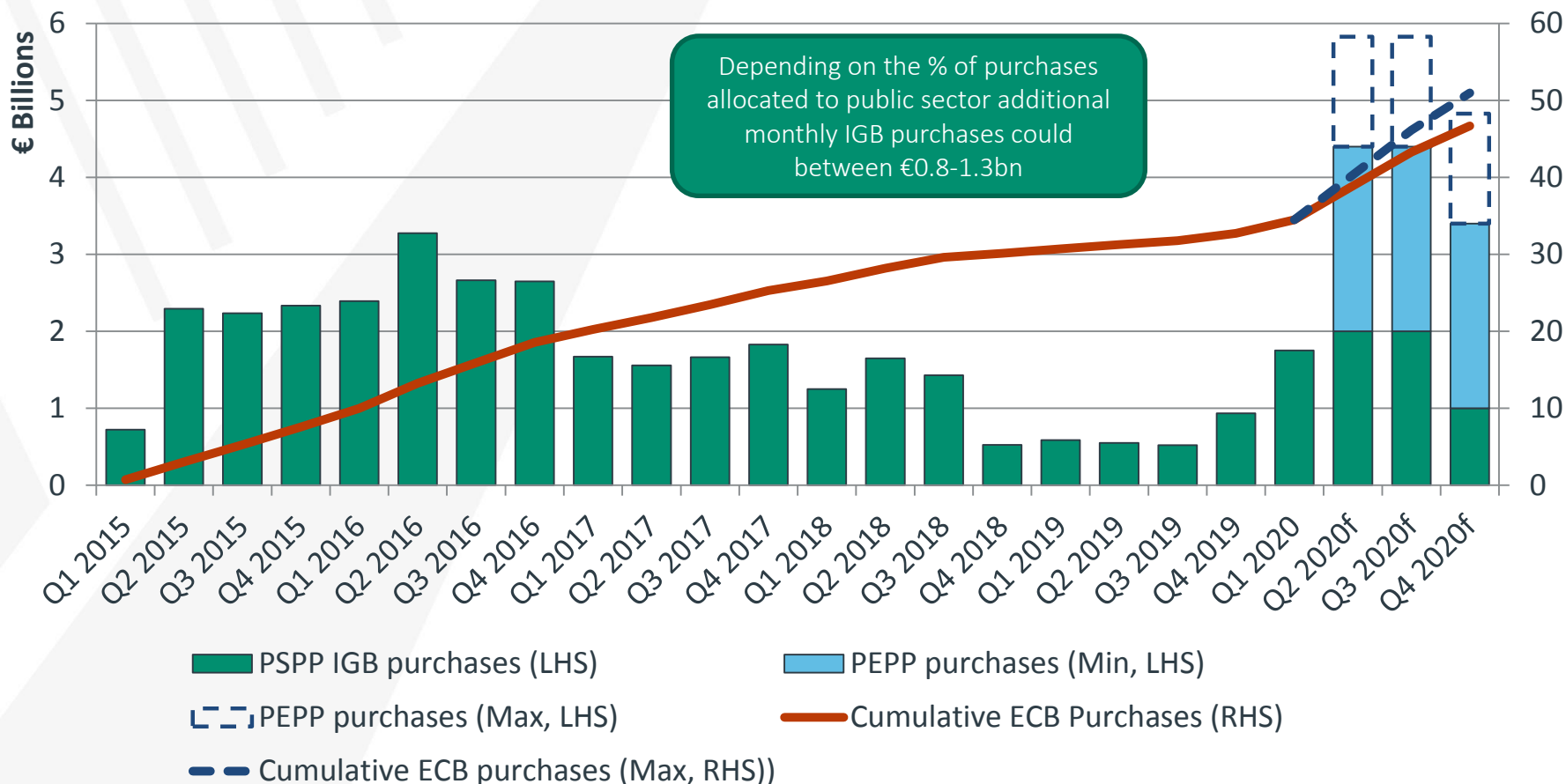


Debt metrics improved but debt stock is high and will increase; assess other metrics apart from debt to GDP too

2019	GG debt to GG revenue %	GG interest to GG rev %	GG debt to GDP %
Greece	370.0%	6.2%	176.6%
Italy	286.4%	7.2%	134.8%
Portugal	274.7%	7.0%	117.7%
Spain	244.2%	5.8%	95.5%
<u>Ireland</u>	<u>233.3%</u>	<u>5.1%</u>	<u>58.8%</u>
Cyprus	231.7%	6.1%	95.5%
UK	226.5%	5.6%	88.1%
Belgium	196.1%	3.9%	98.6%
France	186.6%	2.7%	98.1%
EA19	181.1%	3.5%	84.1%
Austria	143.7%	2.9%	70.4%
Germany	127.6%	1.7%	59.8%
Finland	113.8%	1.6%	59.4%
Netherlands	111.4%	1.8%	48.6%
Sweden	71.5%	0.8%	35.6%



ECB's parameters on new purchases (no limits, <1 yr included) & large size (€750bn) can underpin IGB market



Source: ECB, NTMA Calculations

Notes:

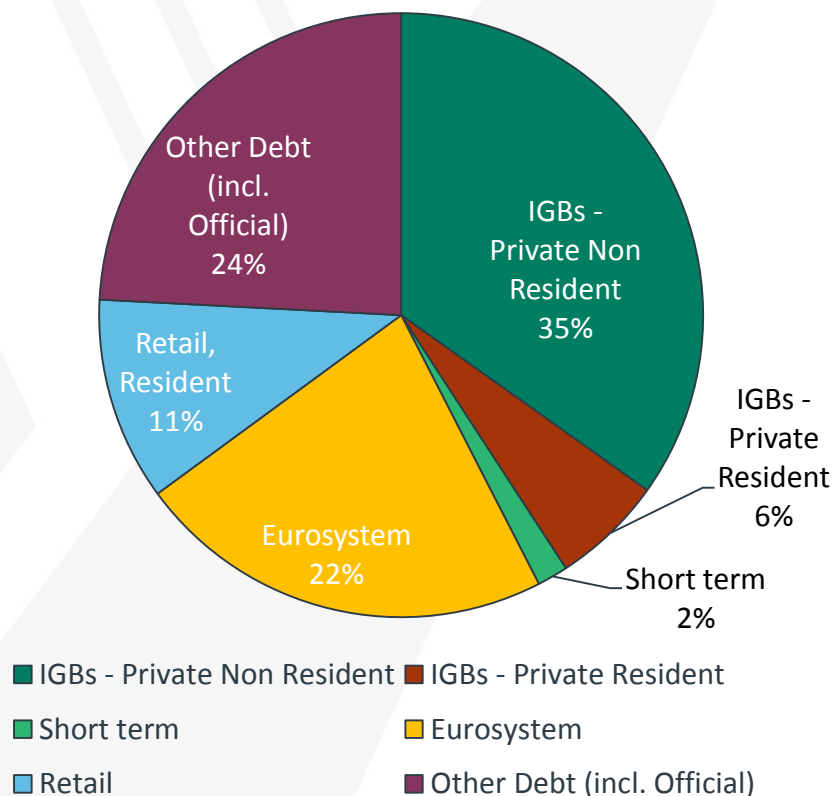
PEPP min scenario assumes 50% of new purchases will be for public sector assets. Using Ireland's capital key of 1.69% would imply €0.8bn. PEPP max scenario assumes 80% of new purchases will be for public sector assets.



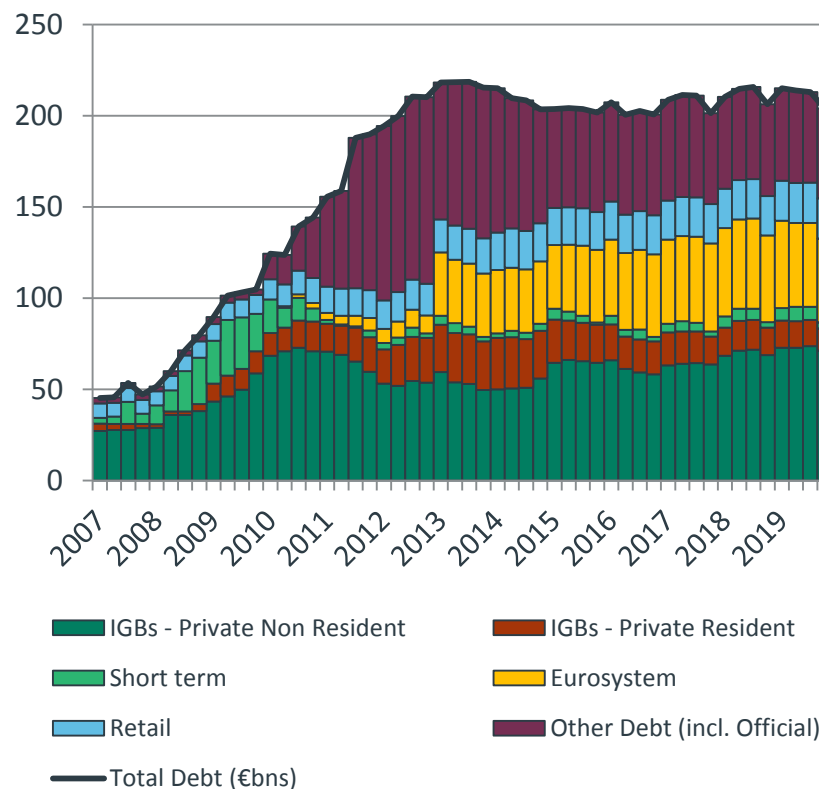
Gníomhaireacht Bainistíochta an Chisteáin Náisiúnta
National Treasury Management Agency

Diverse holders of Irish debt – sticky sources account for over 50%; will increase further with Eurosystem's PEPP

Ireland roughly split 80/20 on non-resident versus resident holdings (Q4 '19)



“Sticky” sources - official loans, Eurosystem, retail - make up over 50% of Irish debt



Source: CSO, Eurostat, CBI, ECB, NTMA Analysis

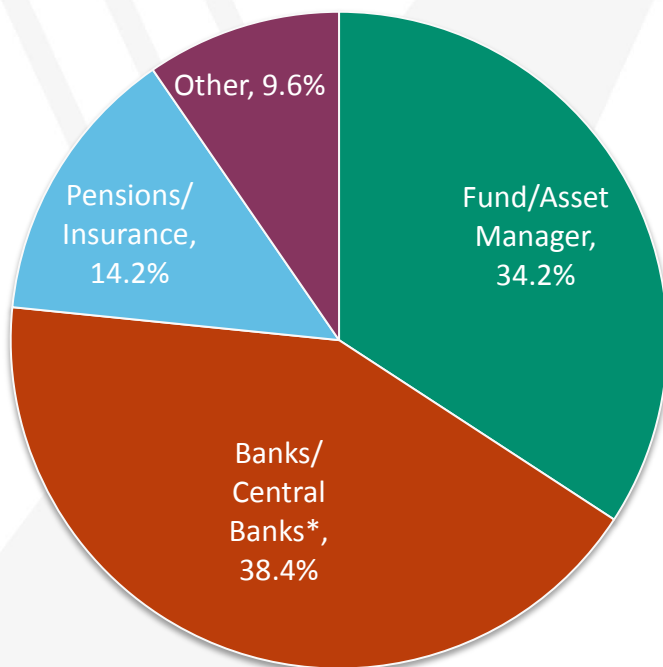
IGBs excludes those held by Eurosystem. Eurosystem holdings include SMP, PSPP and CBI holdings of FRNs. Figures do not include ANFA. Other debt Includes IMF, EFSF, EFSM, Bilateral as well as IBRC-related liabilities. Retail includes State Savings and other currency and deposits. The CSO series has been altered to exclude the impact of IBRC on the data.



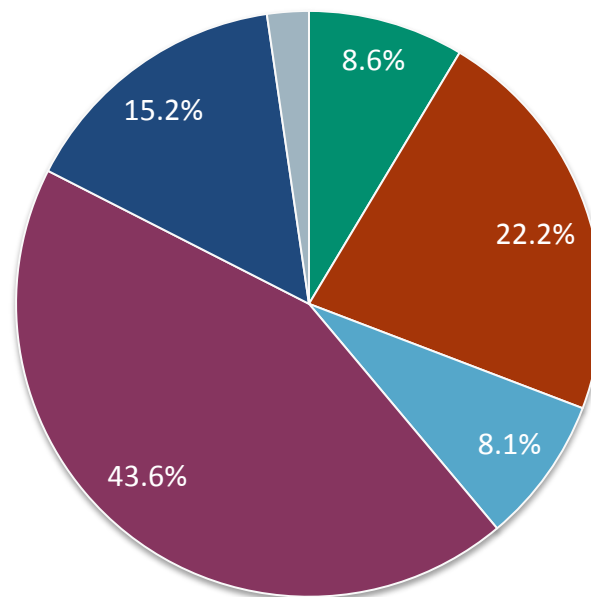
Gníomhaireacht Bainistíochta an Chisteáin Náisiúnta
National Treasury Management Agency

Investor base for Government bonds is wide and varied

**Investor breakdown:
Average over last five syndications**

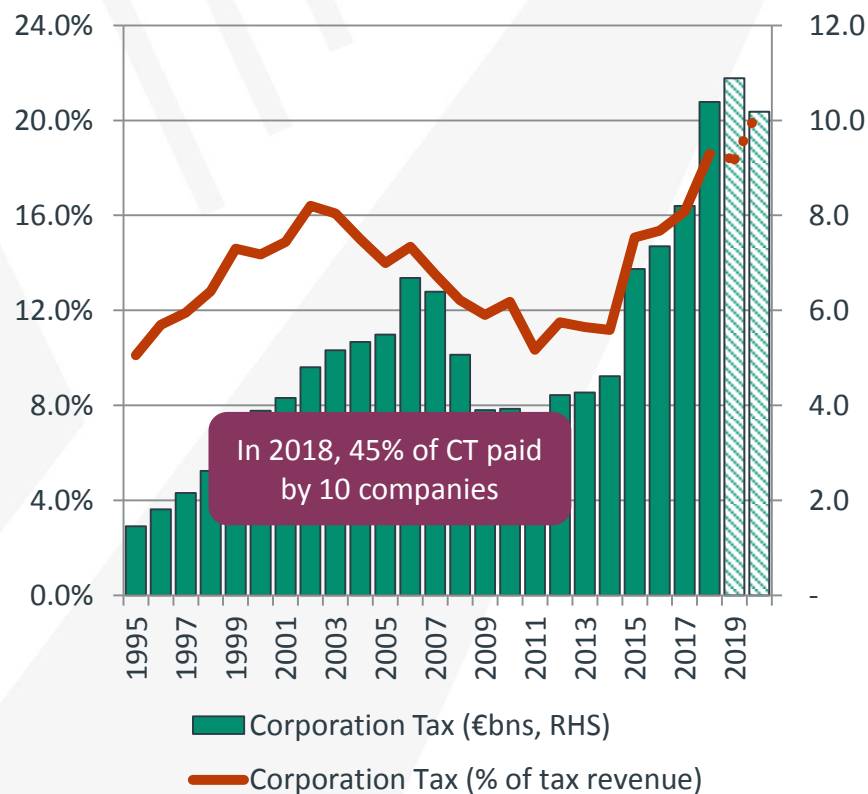


**Country breakdown:
Average over last five syndications**

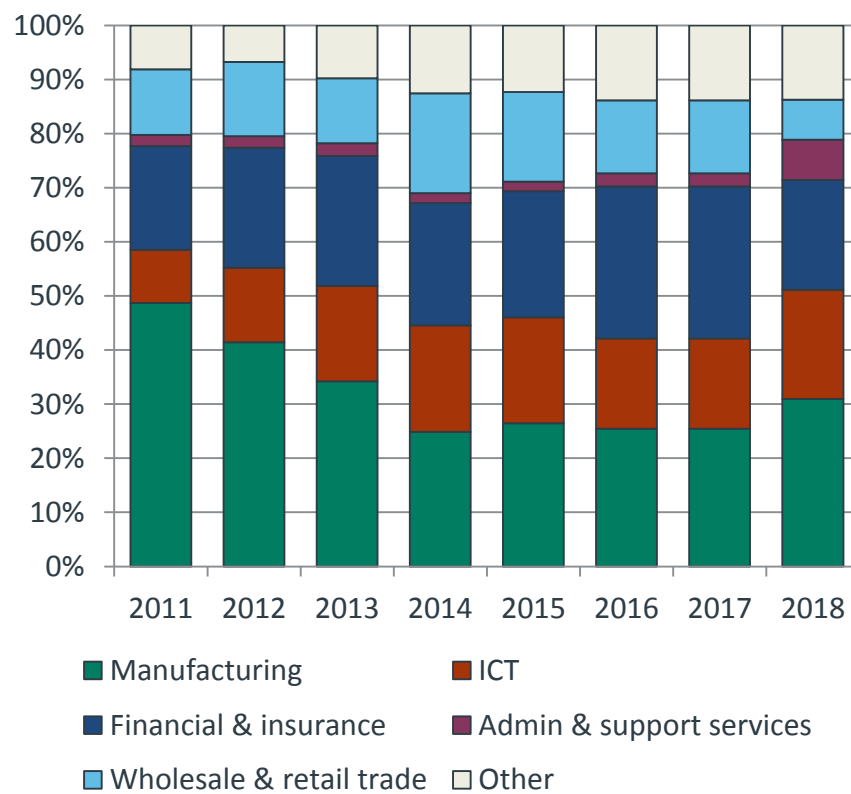


Corporation tax revenue to be cushioned by payments relating to 2019 and defensive nature of Pharma and ICT

Corporation tax (CT) receipts have more than doubled in four years



Sectors with large MNC presence dominate CT receipts (2018)



Ireland rated in “AA” category by Standard & Poor's

Rating Agency	Long-term	Short-term	Outlook/Trend	Date of last change
Standard & Poor's	AA-	A-1+	Stable	Nov 2019
Fitch Ratings	A+	F1+	Stable	Dec 2017
Moody's	A2	P-1	Stable	Sept 2017
DBRS	A(high)	R-1 (middle)	Positive	Jan 2020
R&I	A	a-1	Stable	Jan. 2017



Section 3: Long term fundamentals

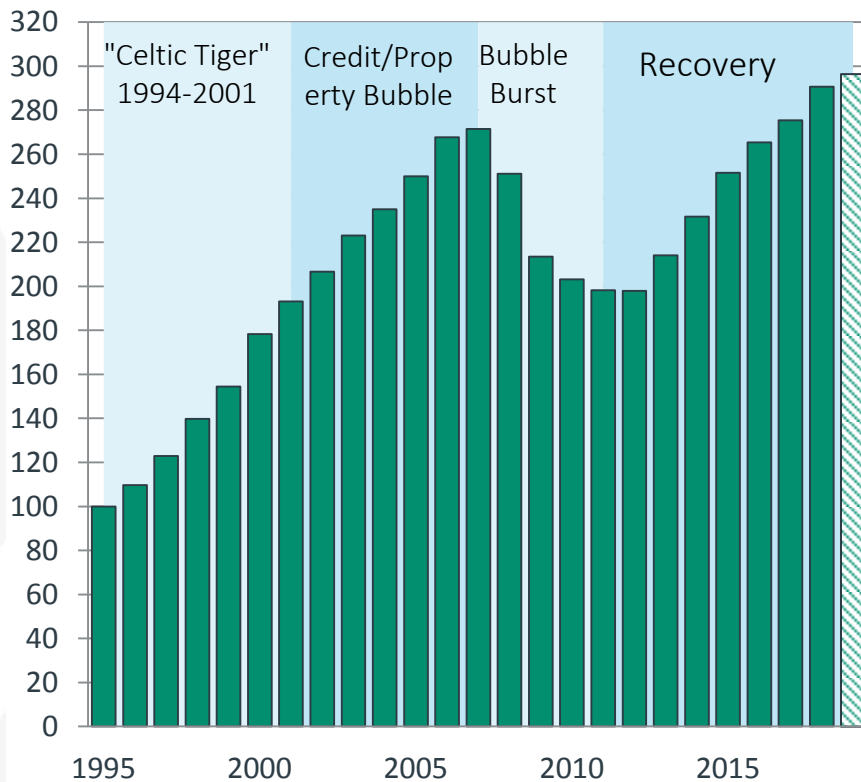
Ireland's long run positives like
demographics will reassert in time



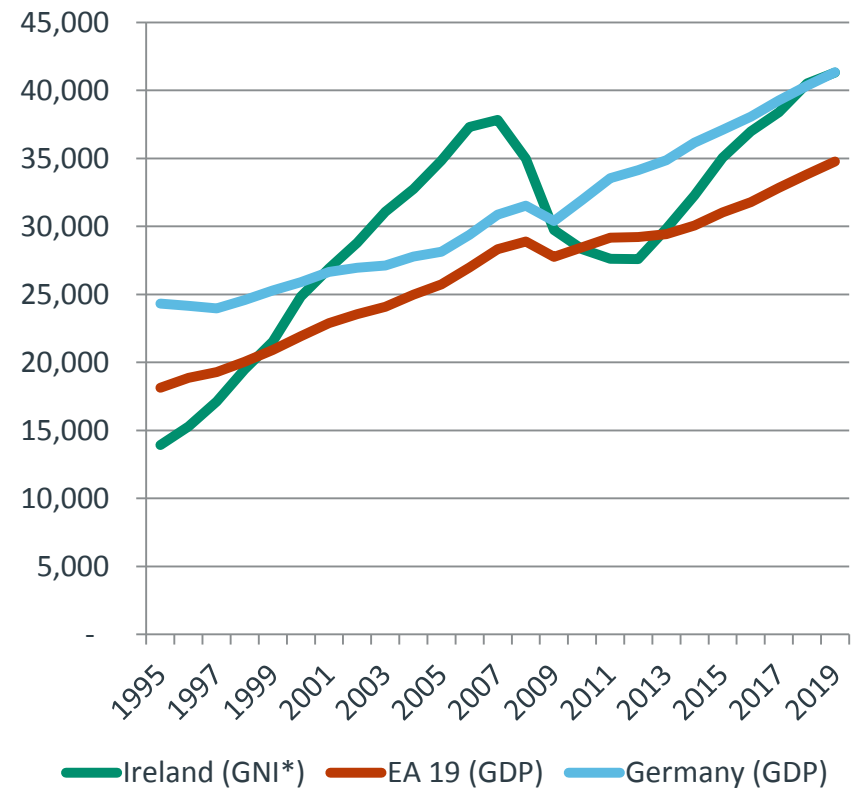
Gníomhaireacht Bainistíochta an Chisteáin Náisiúnta
National Treasury Management Agency

Ireland's structural drivers of growth will reassert when crisis passes

Gross National Income* at current prices
(1995=100)

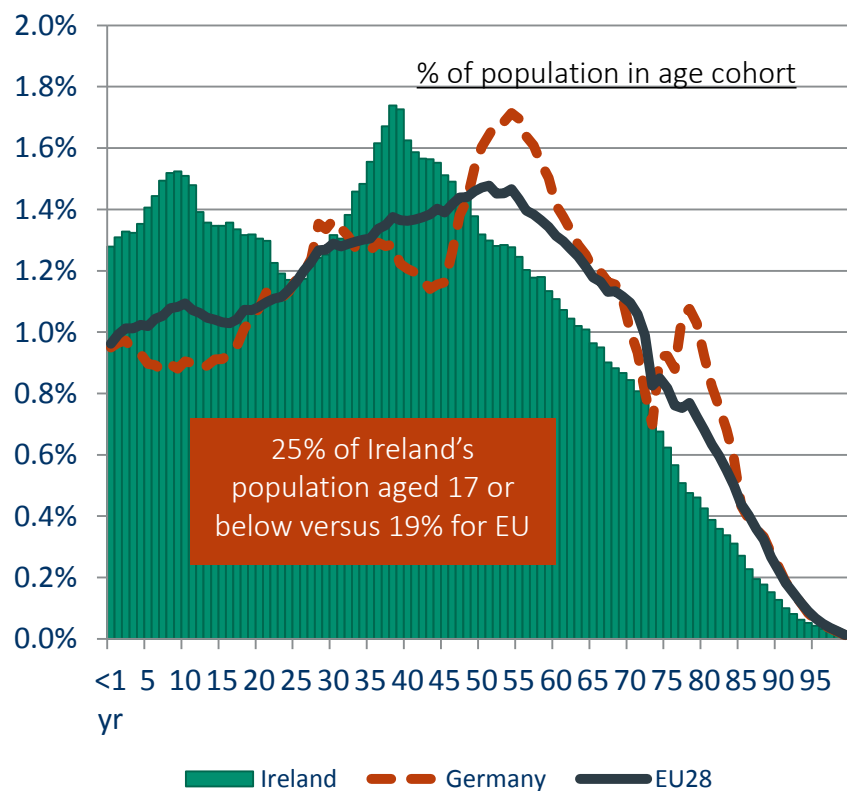


Ireland's GNI* per capita above 2007 levels
and compares favourably to EA

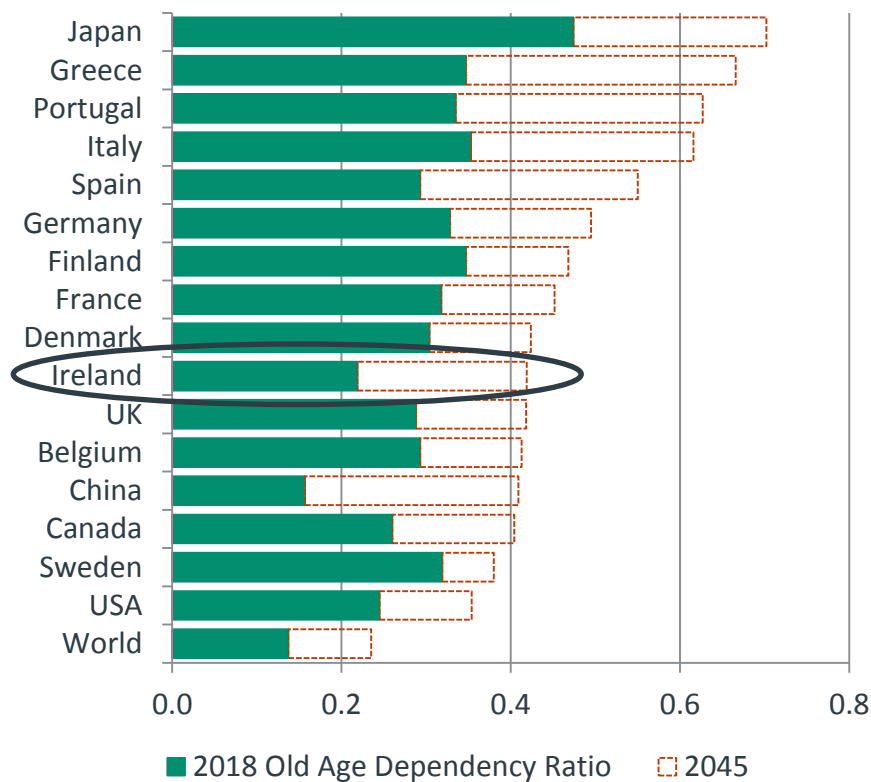


Ireland's population profile younger than the EU average

Ireland's population was 4.92m in 2019 – over 200,000 more than 2011 Census

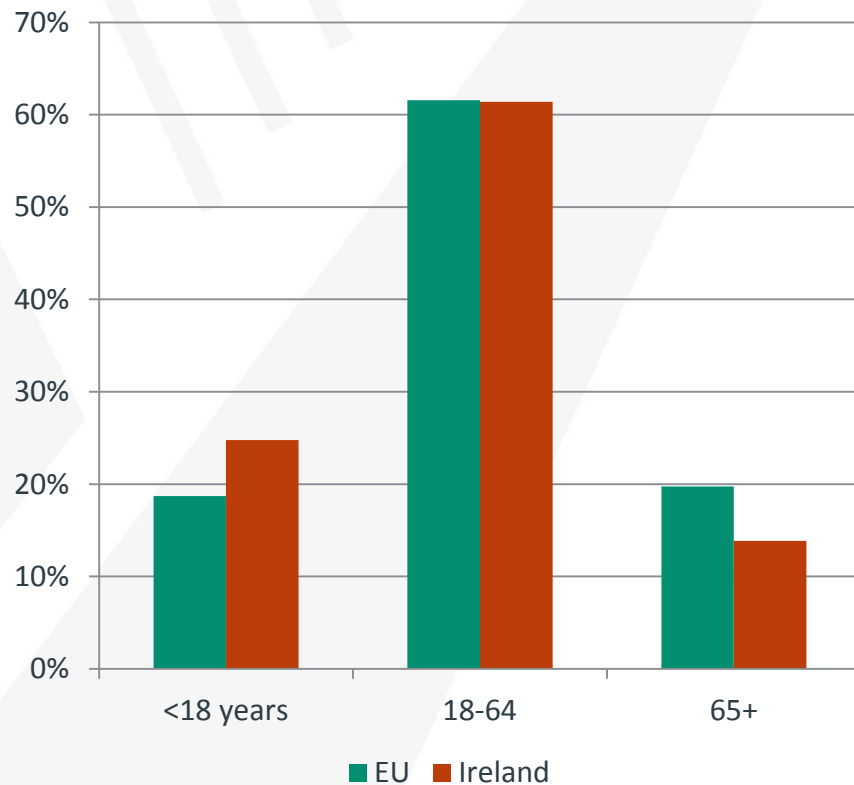


Ireland's population will remain younger than most of its EA counterparts

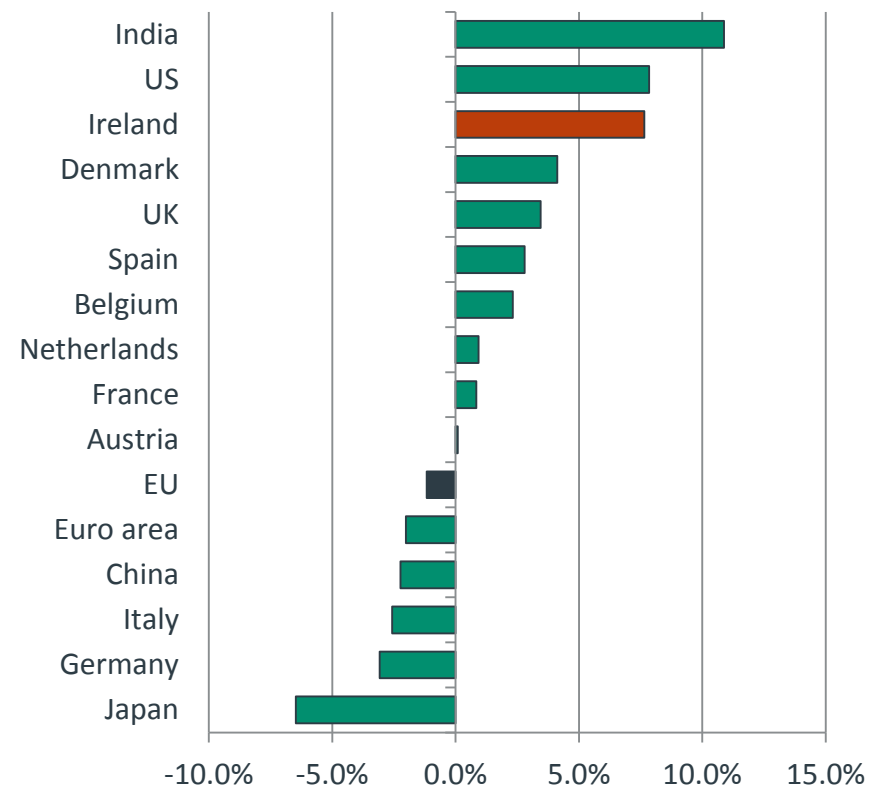


Favourable population characteristics underpin debt sustainability over longer term: next 10 years look healthy

Percentage of population: Ireland's has relatively more young people and fewer old



The consequence is that working-age population expected to grow (2020-2029)



Source: Eurostat

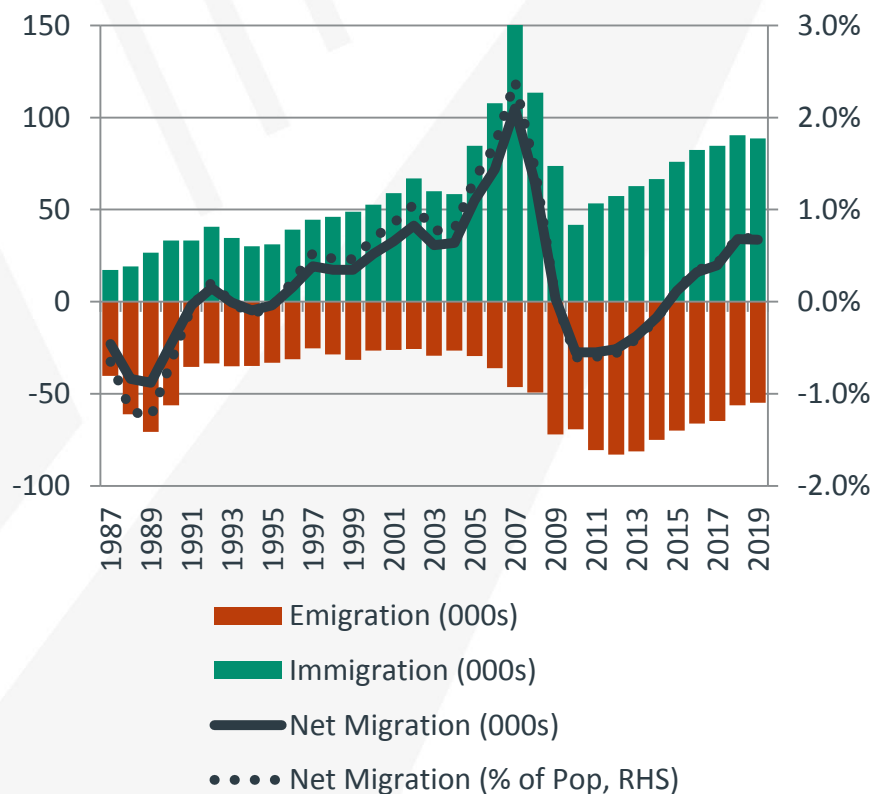
Source: Oxford Economics forecasts



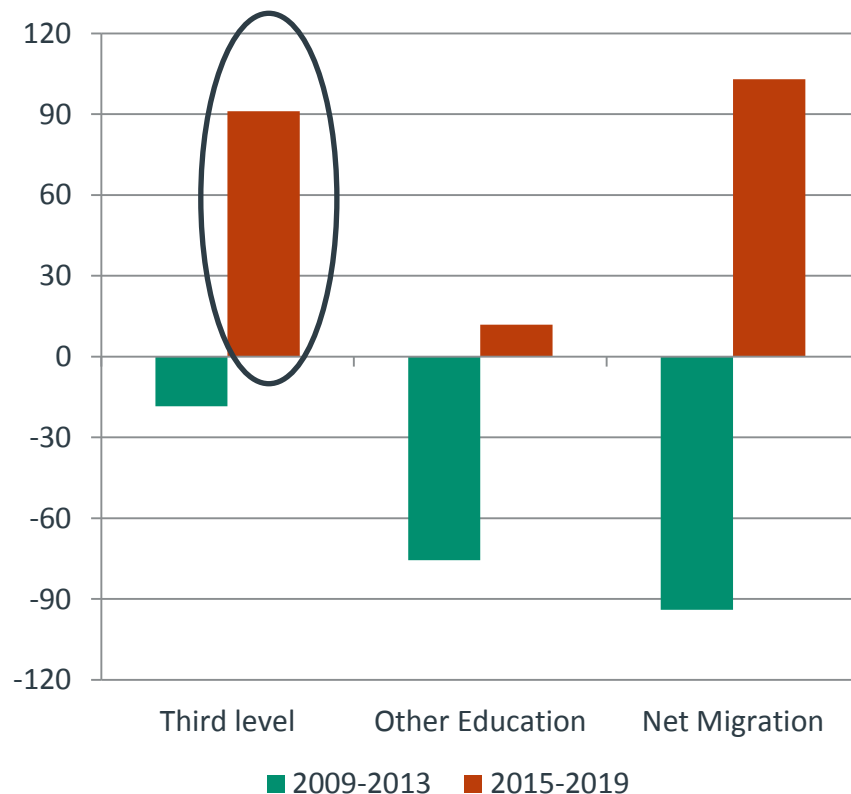
Gníomhaireacht Bainistíochta an Chisteáin Náisiúnta
National Treasury Management Agency

Openness to immigration has been beneficial to Ireland; migration in 2020 to be closer to zero given lack of travel

Latest Census data show net migration positive since 2015 – mirroring economy

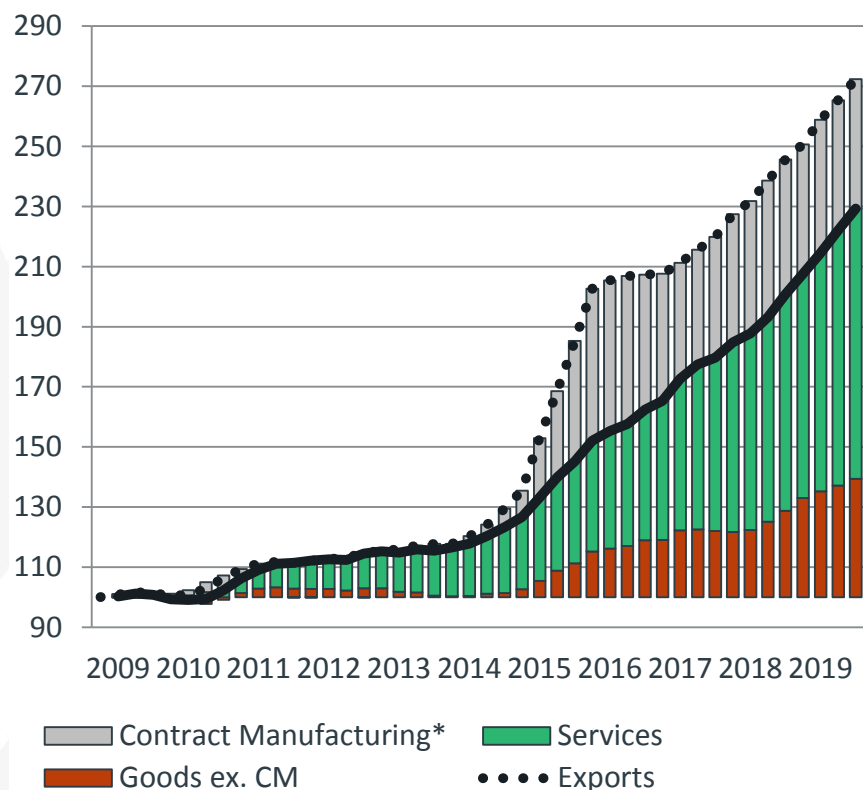


Highly educated migrants moving to Ireland
“Reverse Brain Drain”

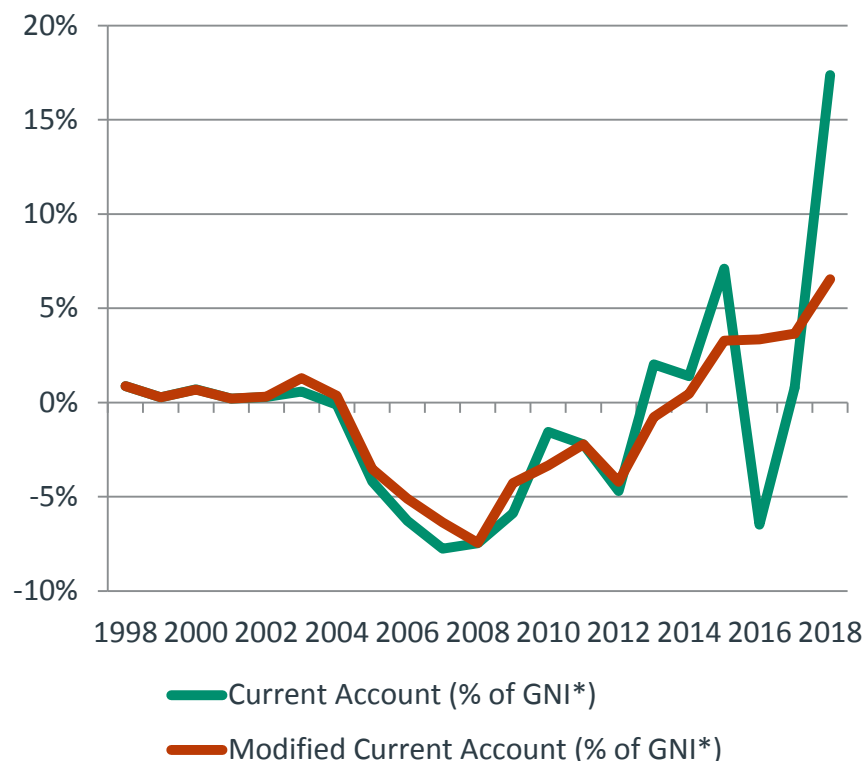


Openness to trade is also central to Irish success – led by services exports; Ireland is living within its means again

Cumulative post-crisis total exports (4Q sum to end-2008 = 100, current prices)



Current account is distorted heavily by MNEs: modified CA is consistent with GNI*



Source: [CSO](#), NTMA calculations * Contract manufacturing proxy

Nominal values, exports excludes contract manufacturing.

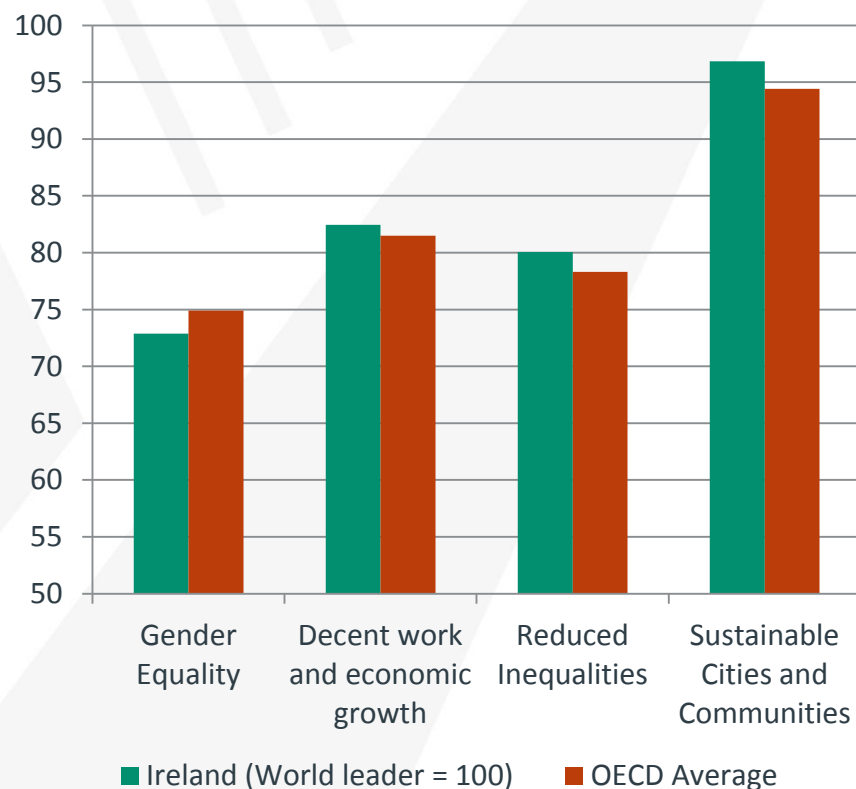
Modified CA=CA less (IP Depreciation + Aircraft Leasing Depreciation + Redomiciled Incomes + R&D Services Exports) adding back (Imports of related to Leasing Aircraft + R&D related IP and services Imports). Significant caution should be exercised when viewing Ireland's current account data. MNC's action distort metrics heavily.



Gníomhaireacht Bainistíochta an Chisteáin Náisiúnta
National Treasury Management Agency

Ireland scores well on social issues and ability to do business

Ireland is close to OECD norms socially

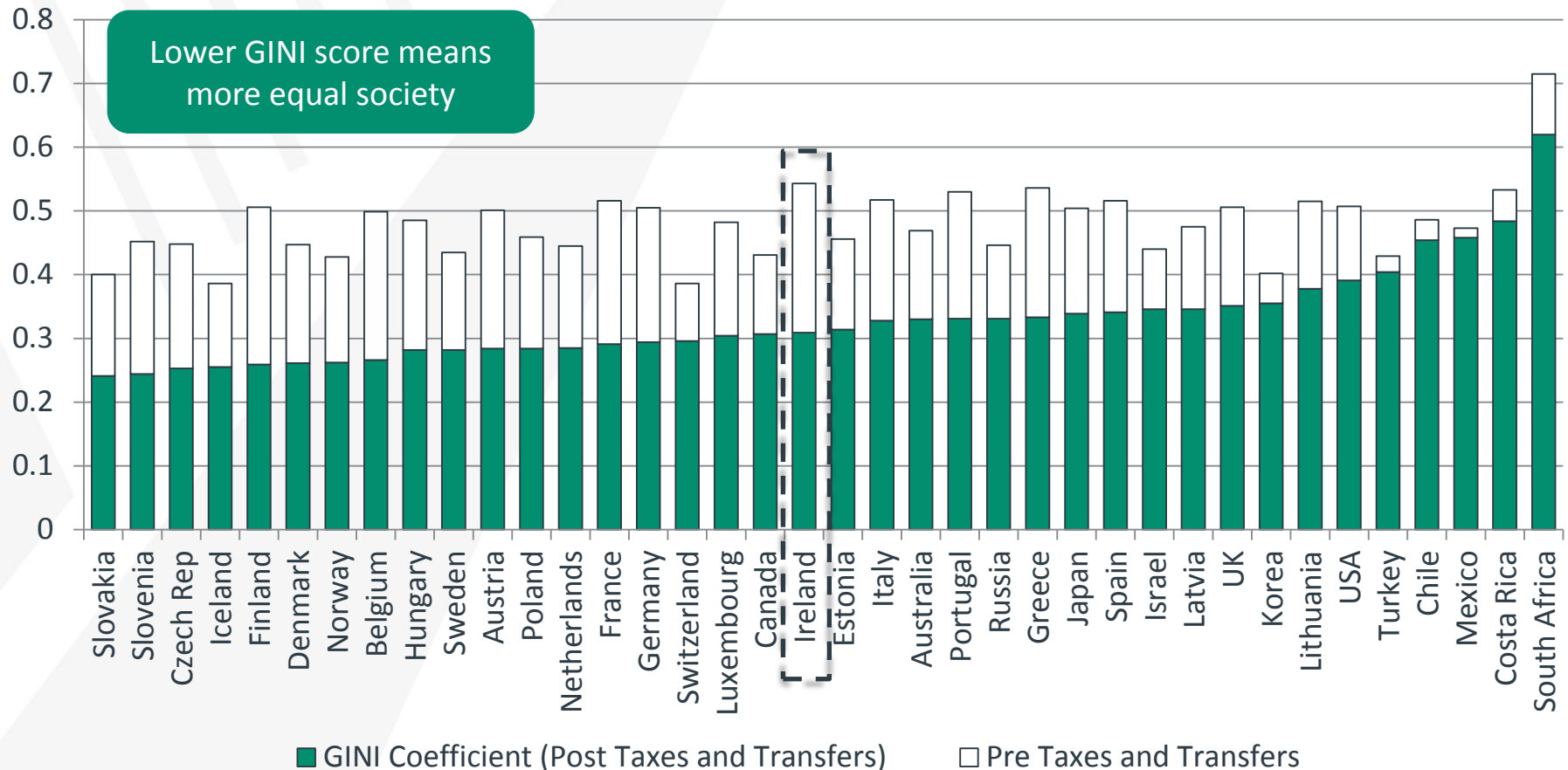


Favourable metrics on property rights and government efficiency

UN Goal – Peace, Justice and Strong institutions	Ireland Actual Figure	Ireland Normalised (world leader = 100)	OECD Average
Overall	-	87.5	75.8
Corruption Perception Index (0-100)	73.0	79.4	73.5
Government Efficiency (1-7)	4.8	<u>74.8</u>	<u>52.8</u>
Homicides (per 100,000 people)	1.1	97.8	96.1
Prison population (per 100,000 people)	80.0	87.8	74.6
Property Rights (1-7)	6.1	<u>94.8</u>	<u>73.1</u>
Population who feel safe walking alone at night (%)	75.0	73.7	67.4



Income equality – Ireland's progressive system means income equality is around OECD average after tax



OECD's BEPS 2.0 process could impact the business tax landscape globally – agreement might be delayed to 2021

Pillar One : proposal to re-allocate taxing rights on non-routine profits

- The OECD has proposed further corporate tax reform - a [BEPS 2.0](#).
- BEPS 2.0 looks at two pillars. The first pillar focuses on proposals that would re-allocate taxing rights between jurisdictions where assets are held and the markets where user/consumers are based. Non-routine profits could - to some - degree be taxed where customers reside.
- Under such a proposal, a proportion of profits would be re- allocated from small countries to large countries. Such a proposal will reduce Ireland's corporation tax base but it is impossible to predict the size of the impact.
- Nothing has been decided as of yet. OECD original deadline of end 2020 is likely to be delayed by the Covid-19 pandemic.

Pillar Two: proposal for minimum global tax

- Pillar Two - the basic idea is to introduce a minimum tax rate with the aim of reducing incentives to shift profits.
- Where income is not taxed to the minimum level, there would an "income inclusion rule" which operates as a 'top-up' to achieve the minimum rate of tax.
- The obvious questions arise:
 - what is the appropriate minimum tax rate?
 - who will get the 'top-up' payment?
 - Is the minimum rate taxed at a global (firm) level or on a country-by-country basis?
- These questions are as yet unanswered. If the minimum rate agreed is greater than the 12.5% rate that Ireland levies, it would erode this country's comparative advantage.



Section 4: Property

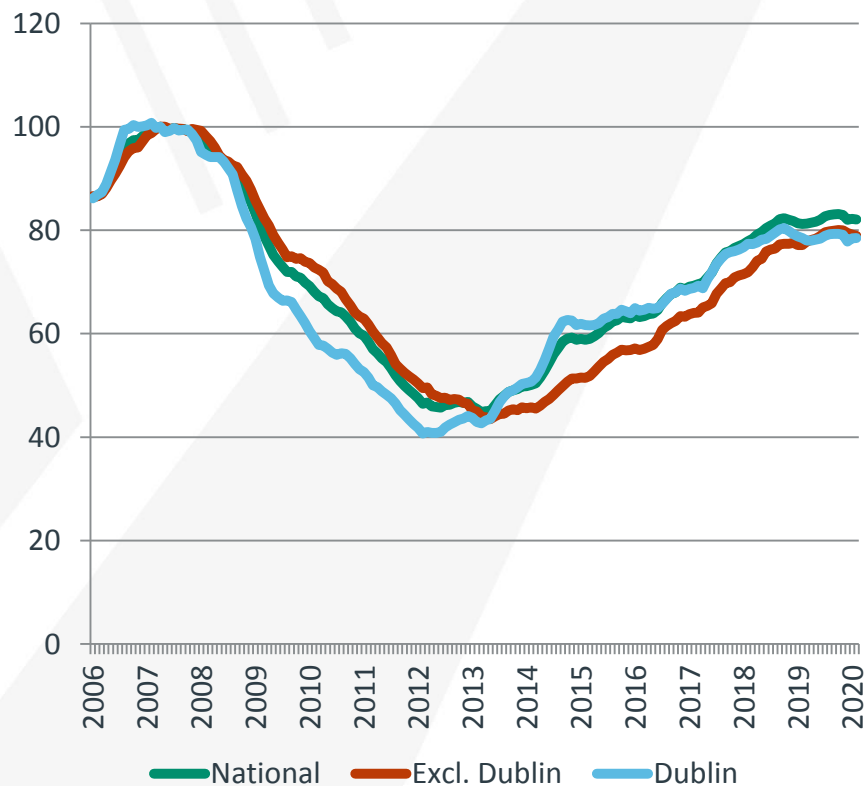
Property market in hibernation for a few months with low transactions



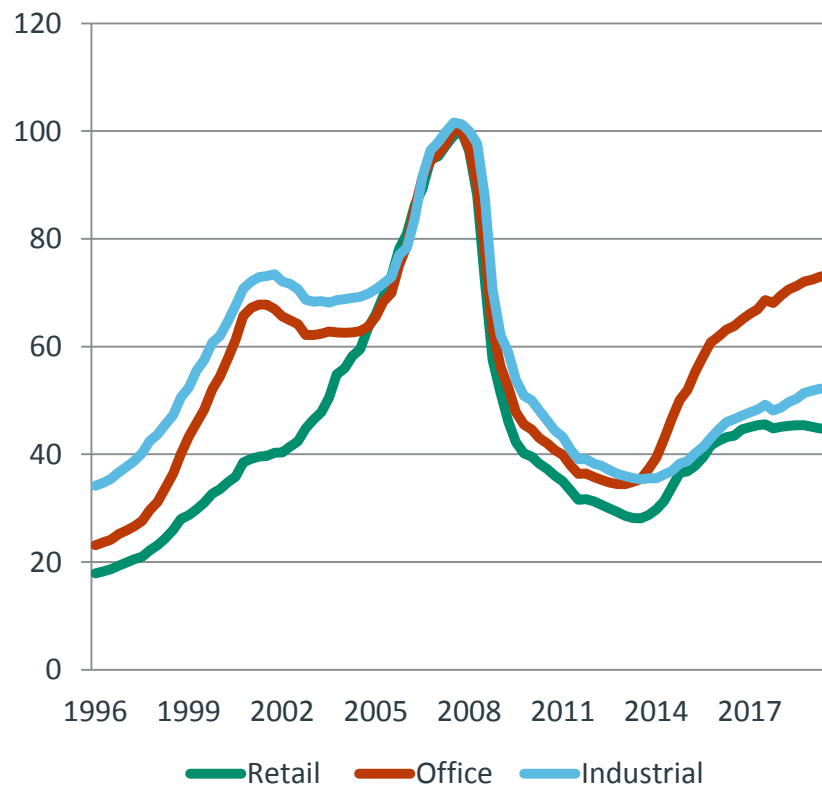
Gníomhaireacht Bainistíochta an Chisteáin Náisiúnta
National Treasury Management Agency

House prices had plateaued before the virus arrived

House prices have stabilised 20% below their peak (100 in 2007)

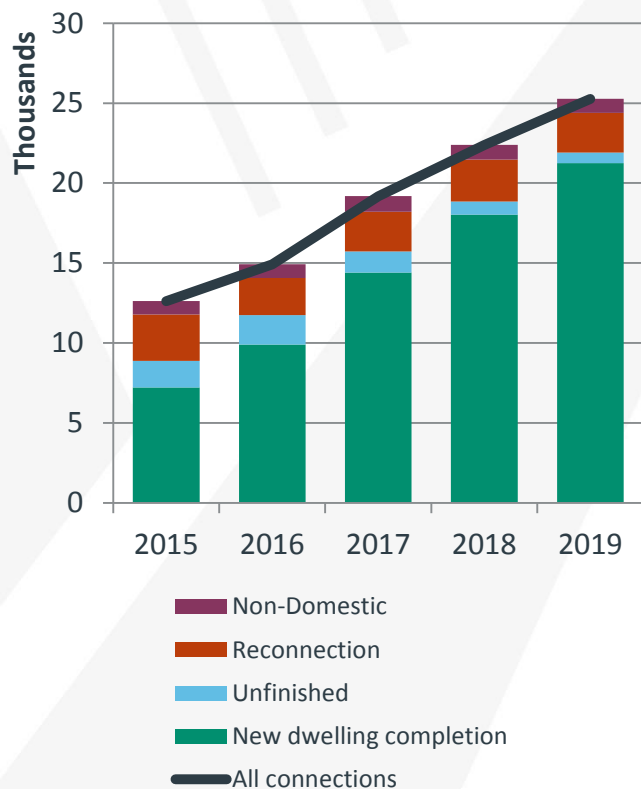


Office prices have diverged from retail and industrial (peak = 100)

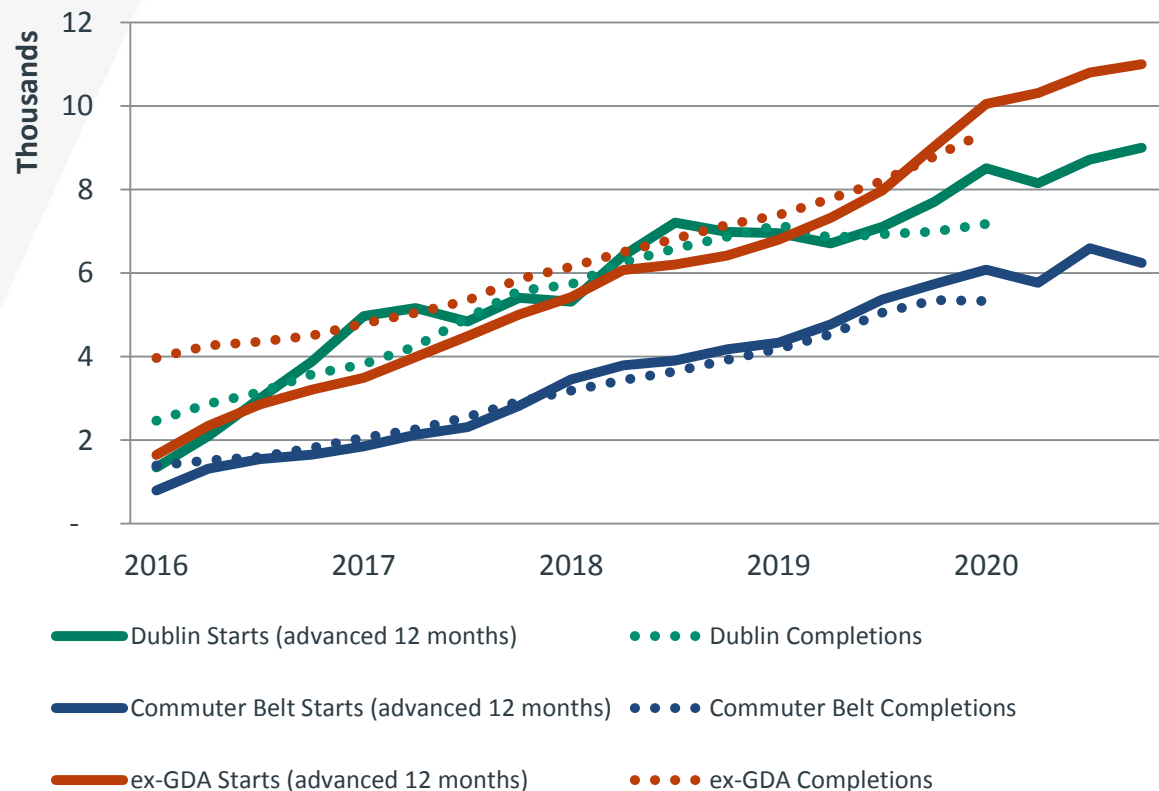


Housing supply still below demand; supply was catching up before Covid-19 put the sector in hibernation

Housing Completions* above 25,000 in 2019



Housing supply picking up in a uniform fashion – coronavirus to hamper supply H2 2020



Source: [DoHPCLG](#), CSO, NTMA Calculations

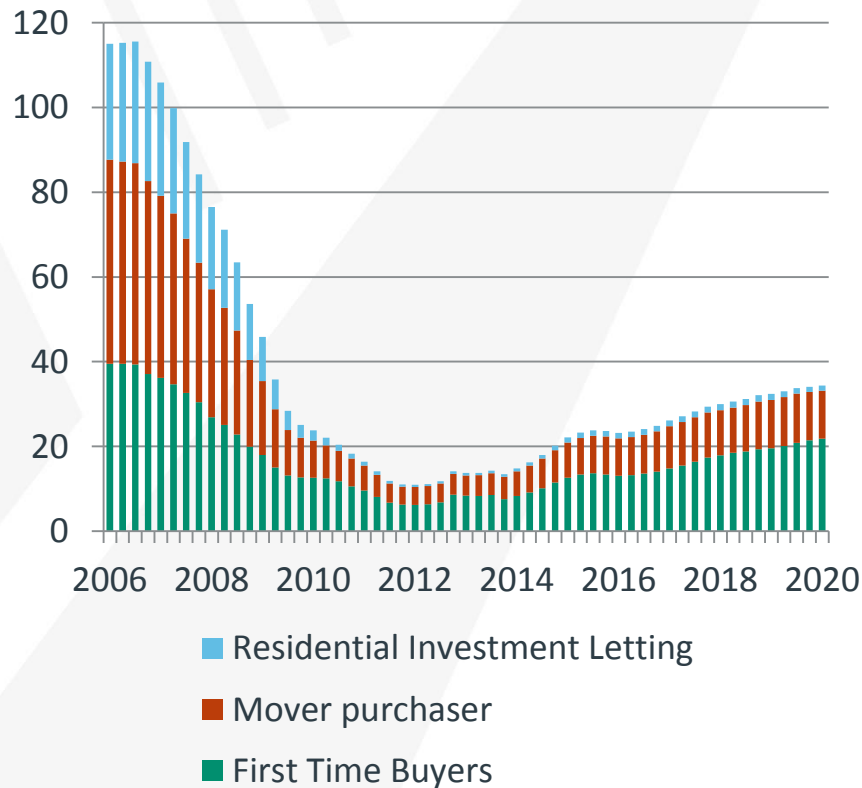


Gníomhaireacht Bainistíochta an Chisteáin Náisiúnta
National Treasury Management Agency

* Housing completions derived from electrical grid connection data for a property. Reconnections of old houses or connections from “ghost estates” overstate the annual run rate of new building.

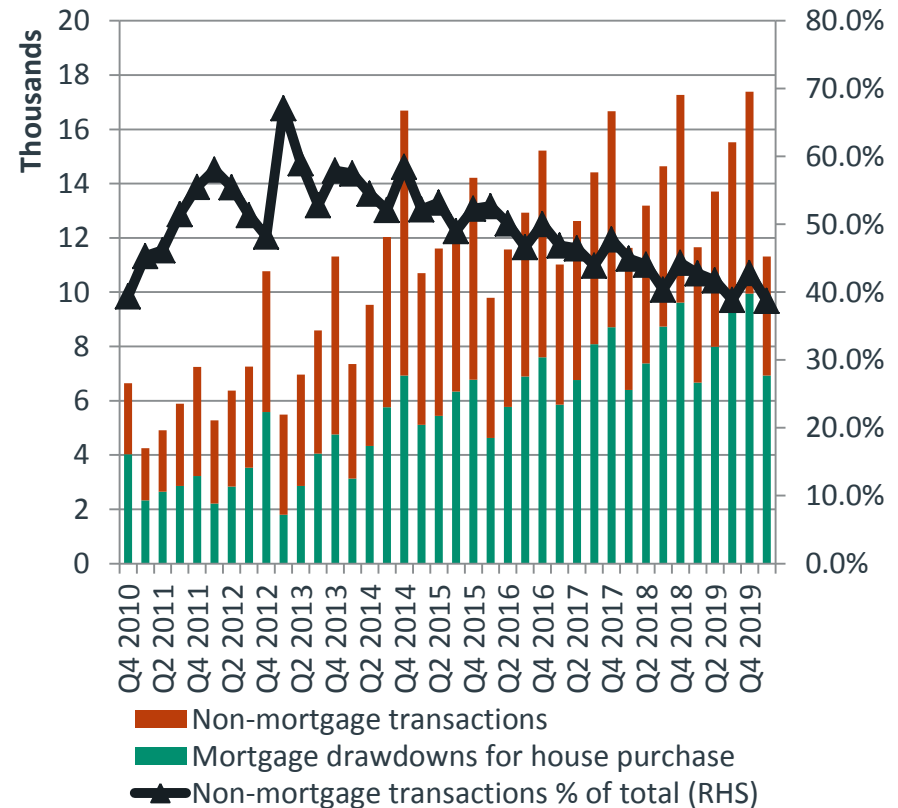
Demand will fall off given migration and unemployment – less than 30K units needed per annum in coming years

Mortgage drawdowns (000s) rose from deep trough before Covid-19 impact



Source: [BPFI](#) (4 quarter sum used)

Non-mortgage transactions still important but closer to 40% of total

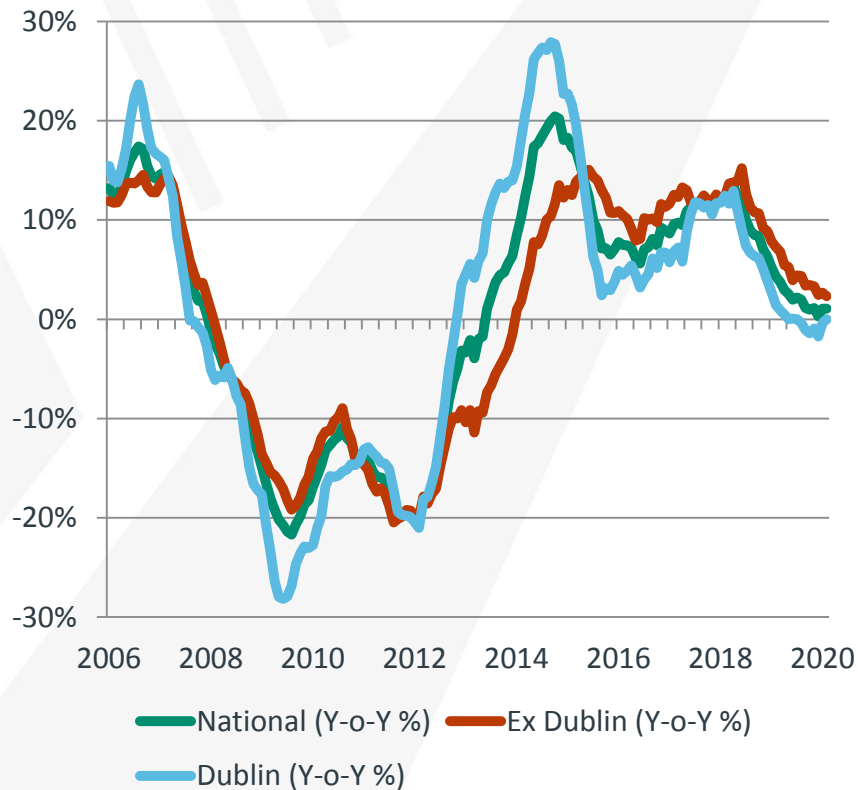


Source: [BPFI](#); [Residential Property Price Register](#)

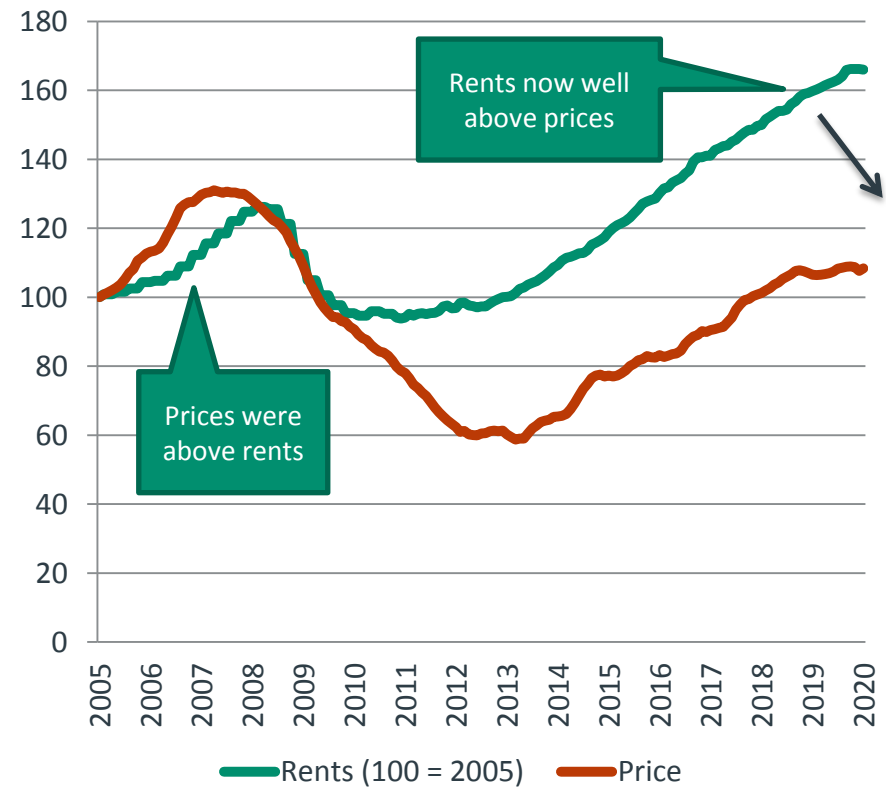


Covid-19 impact on prices unclear as both supply and demand impacted but rents should come off highs

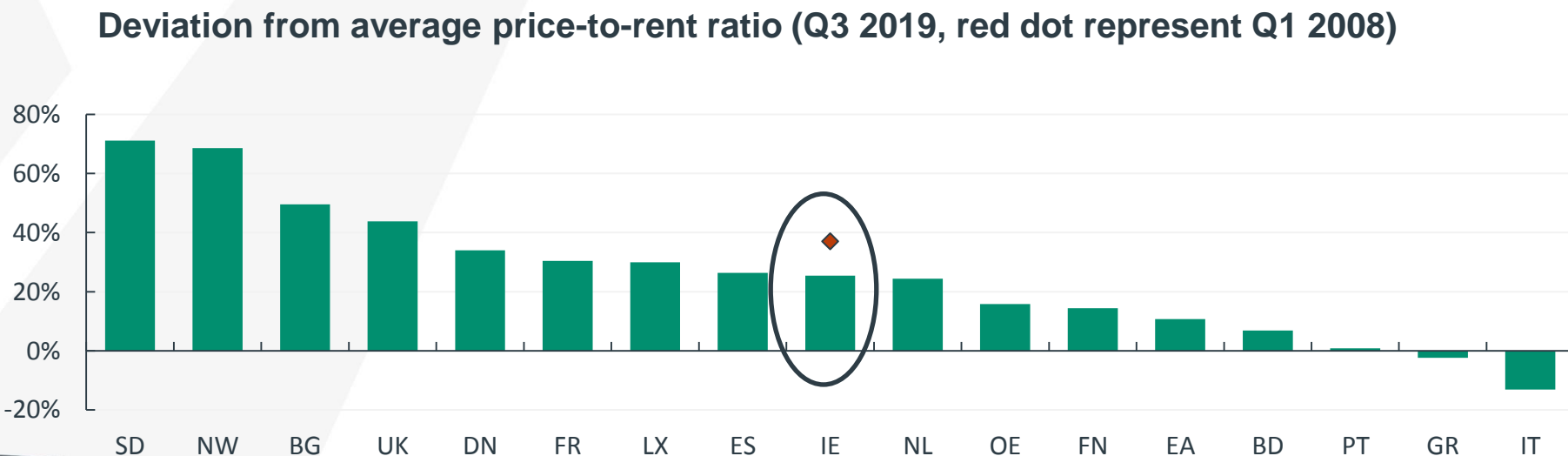
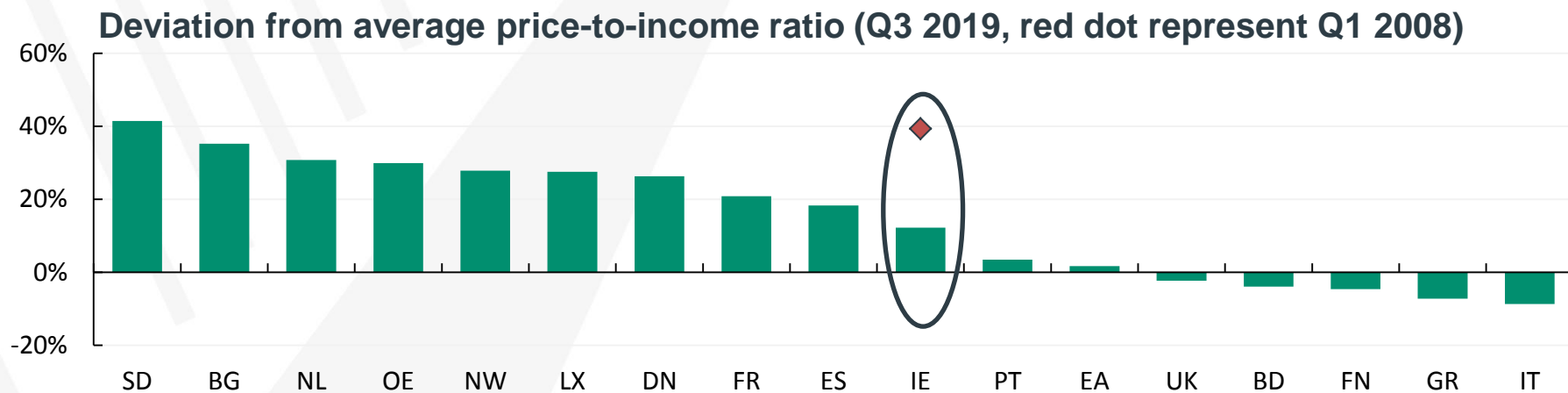
Dublin resi. property prices fell in 2019;
higher end of the market most hit



Rents are well above previous peak – out of
line with prices



Irish house price valuation metrics remained well below 2008 levels throughout last cycle



The background of the slide is a photograph of a city scene in Dublin. In the foreground, a stone bridge with ornate balustrades spans a river. Behind the bridge, there are several buildings. On the left is a tall, modern glass-fronted building. To the right are older, multi-story brick buildings with many windows. A flagpole with the Irish flag is visible on the far right. The sky is clear and blue.

Section 5: Brexit

“Hard Brexit” risk has de-escalated but cliff edge at end 2020 is still possible



Gníomhaireacht Bainistíochta an Chisteáin Náisiúnta
National Treasury Management Agency

Amid Covid-19, trade agreement still progressing – hard Brexit is a possibility for 2021 but extension better for all

Withdrawal Agreement in 2019 helped to solve Northern Ireland border issue

- Northern Ireland will remain within the UK Customs Union but will abide by EU Customs Union rules – dual membership for NI.
- No hard border on the island of Ireland – customs border will be in the Irish sea. Goods crossing from ROI to NI will not require checks but goods going to UK will.
- Complex arrangements will be necessary to differentiate between goods going to NI and those travelling through NI to UK or vice versa. Customs checks at ports, VAT and tariff rebates and alignment of regulations will be needed.
- All of this is backed by a complex consent mechanism, which allows Stormont to opt-out under simple majority at certain times.

UK-EU Future trading relationship unresolved

- With the withdrawal agreement sorted we enter the transition period, which is slated to finish at the end of 2020.
- The UK government has stated its intention to seek a free-trade arrangement for the long term.
- The upshot is that the trading relationship will be more distant, making negotiations difficult.
- There is only one year to negotiate what normally takes several years.
- More time has been lost as politicians are rightly concentrating on the global pandemic.
- *Risk of hard Brexit if the transition period is not extended.*

Negatives of hard Brexit outweigh positives in short-term, although opportunities may appear longer term

Cons

Short term

- Major trade disruption from tariffs, customs checks and documentation (red tape)
- Regions suffer severe recession in agriculture and UK-focused manufacturing; tourism might suffer
- Confidence shock to business and households
- Liquidity may dry up in property market
- Fiscal impacts are likely given need to support regions

Long term

- Lower consumer spending thanks to higher inflation when tariffs dominate the FX benefit
- Political economy cost (loss of ally in the EU)

Pros

Short term

- Cheaper domestic food prices

Long term

- Fiscal help from Europe is likely; selective temporary waiving of State Aid rules?
- FDI influx from UK, as multinationals avoid turmoil; UK's reputation might be tarnished
 - Financial services (passporting lost by UK)
 - Other multinationals - especially IT and business services
- Commercial property occupancy could rise; there may also be an influx of well paid workers
- Gradual partial trade recovery
 - Irish companies may steal EU market share from British ones (and finally diversify)
 - Import substitution (especially in food)



Whichever type of Brexit materialises, trade is likely to be negatively impacted

% of total	Goods (2018)		Services (2018)		Total (2018)	
	Exp.	Imp.	Exp.	Imp.	Exp.	Imp.
US	27.9	18.5	11.6	25.4	18.0	23.1
<u>UK*</u>	<u>11.5</u>	<u>21.7</u>	<u>15.7</u>	<u>9.6</u>	<u>13.8</u>	<u>13.6</u>
NI	1.6	1.6	n/a	n/a	n/a	n/a
EU-27	38.8	37.4	29.4	26.8	33.5	30.3
China	3.9	5.9	2.6	1.5	3.1	3.0
Other	21.8	22.4	43.3	38.3	30.7	31.1

Irish/UK trade linkages will suffer following Brexit

- The UK is the second largest single-country export destination for Ireland's goods and the largest for its services
- At the same time, Ireland imports c. 20% of its goods from the UK.

Ireland's trade with the UK is labour intensive

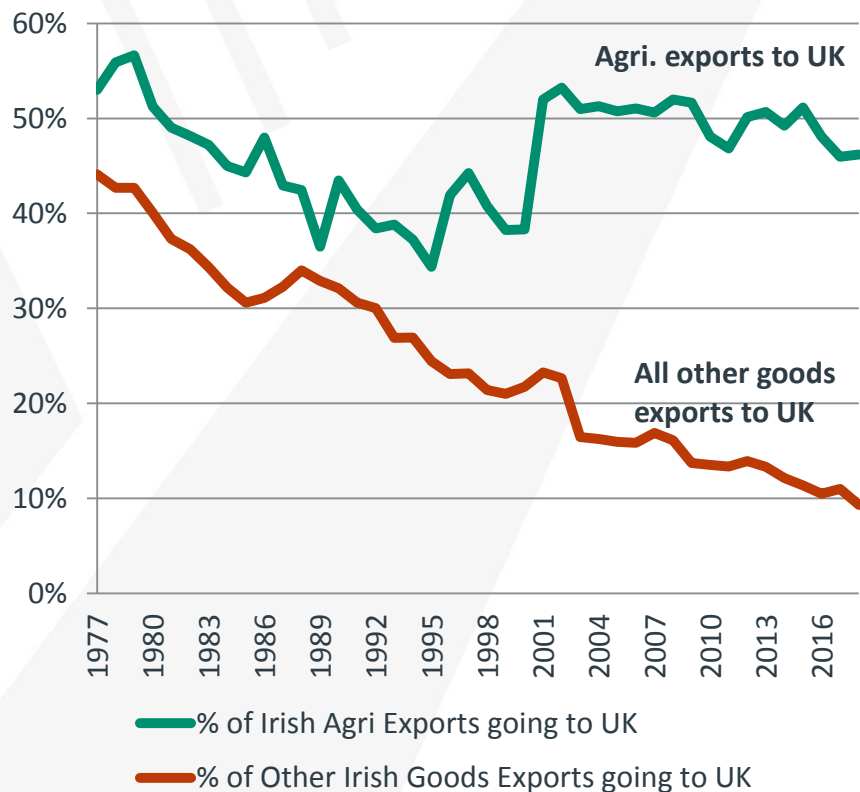
- The UK might only account for 14% of Ireland's total exports, but Ireland is more dependent than that because those UK-reliant sectors are labour intensive

SMEs account for over 55% of Irish exports to the UK. They are likely to be more adversely affected than larger companies by the introduction of tariffs and barriers to trade

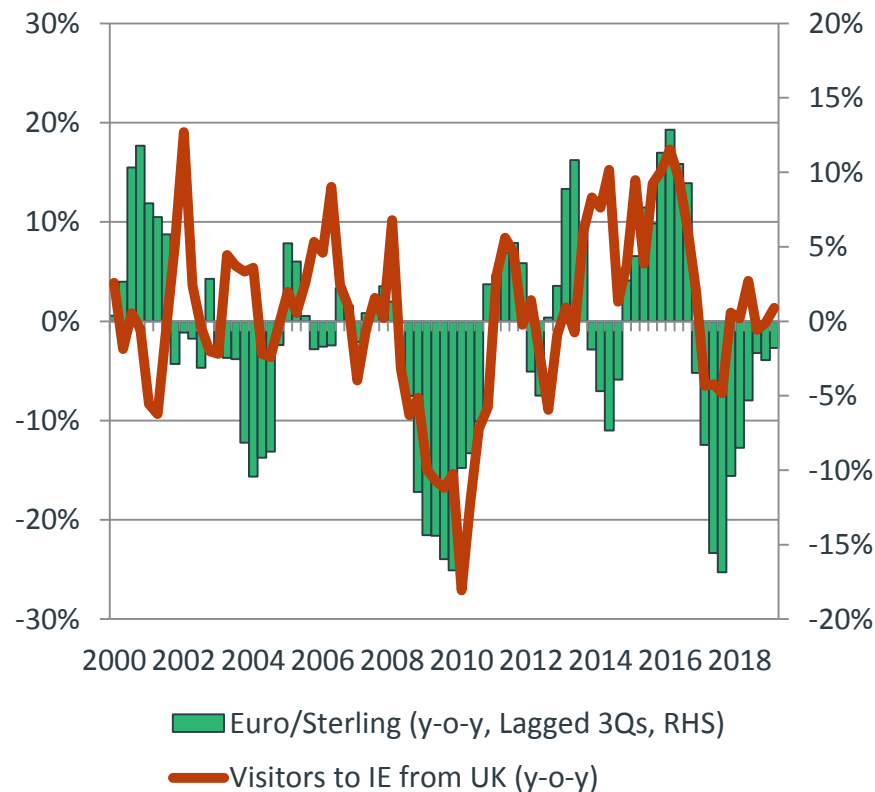


Agri-food and tourism most at risk from trade barriers

Agriculture has not diversified from the UK



Tourism numbers linked to FX moves



Hard Brexit impact estimates all show similar story – return to WTO rules would be negative for Ireland

Forecast vs. no Brexit baseline	Short term (2 years)	Medium term (5 years)	Long term (10-15 years)
Department of Finance (ESRI)	-2.4%	-3.3%	-5.0%
Copenhagen Economics	-2.0 to 2.5%	-4.5%	-7.0% (of which -4.9pp is due to regulatory divergence)
Central Bank of Ireland	-4.0%	-	-6.0%
Bank of England “disruptive” (implied)	-5.0%	-6.2%	-6.2%
Bank of England “disorderly” (implied)	-6.3%	-8.2%	-8.2%
UK Treasury range (implied)	-	-	-5.0 to 7.2%



Many financial institutions have announced that they will expand or set up in Dublin

FDI: Ireland benefitting already

- Ireland could be a beneficiary from displaced FDI. The chief areas of interest are
 - ◆ Financial services
 - ◆ Business services
 - ◆ IT/ new media.
- Dublin is primarily competing with Frankfurt, Paris, Luxembourg and Amsterdam for financial services.
- Ireland's FDI opportunity will depend on the outcome of post-exit trade negotiations. The UK (City of London) is almost certain to lose its EU passporting rights on exit, so there may be more opportunities in time.

Companies that have indicated jobs to be moved to Ireland



Section 6: Other data

Ireland's banks now among strongest in
Europe – complete reverse of late 2000s



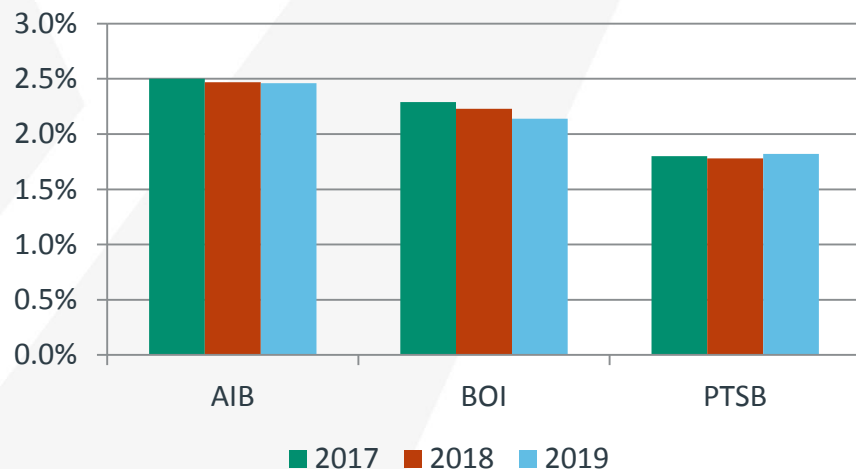
Gníomhaireacht Bainistíochta an Chisteáin Náisiúnta
National Treasury Management Agency

Ireland's pillar banks in relative good shape to weather Covid-19 storm

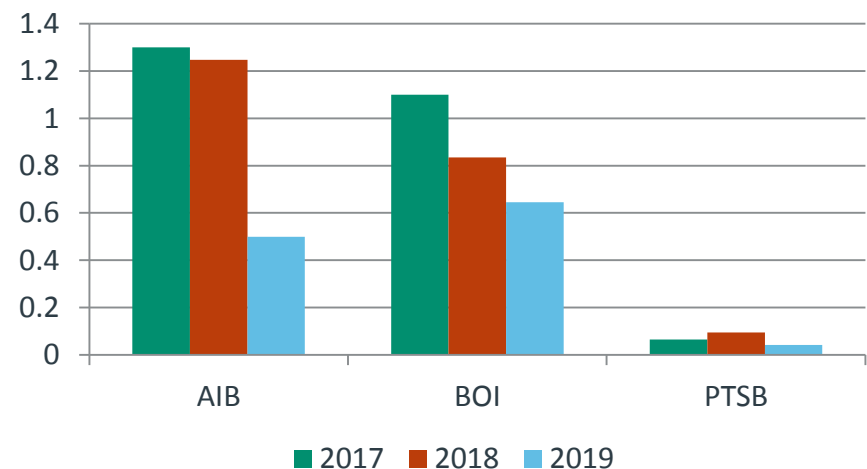
- Banks profitable before Covid-19: income, cost and balance sheet metrics much improved.
- Interest rates on mortgages and to SMEs are still high compared to EU thanks to legacy issues and the slow judicial process in accessing collateral.
- An IPO of AIB stock (28.8%) occurred in June 2017. This returned c. €3.4bn to the Irish Exchequer to be used for debt reduction. Further disposal of banking assets unlikely in the short term given valuations
- Irish banks had paid dividends in recent years.

All three pillar banks were profitable in recent years

Net Interest Margin

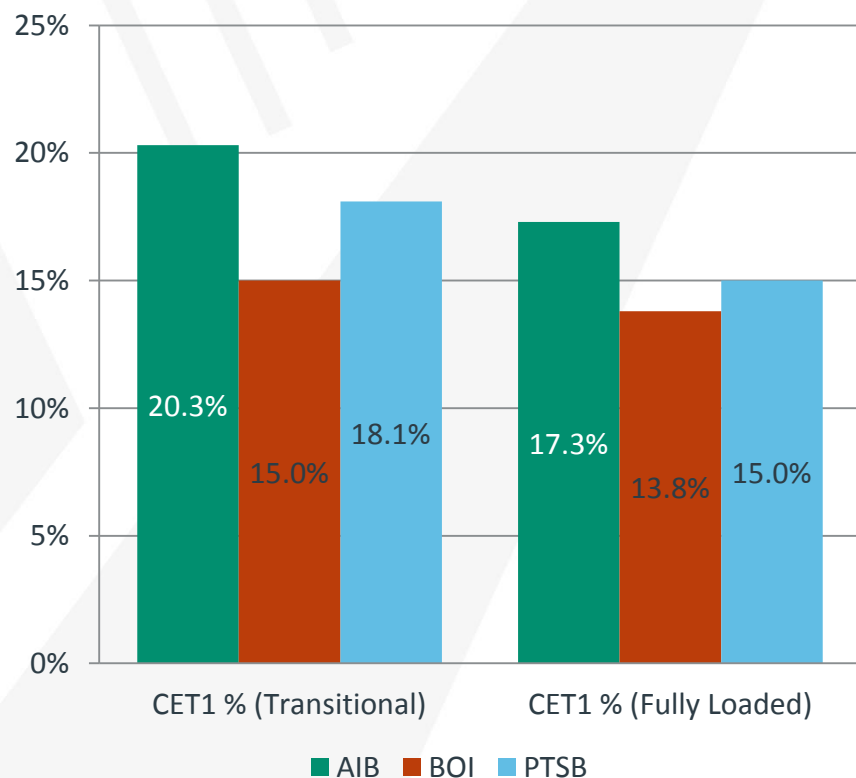


Profit before Tax

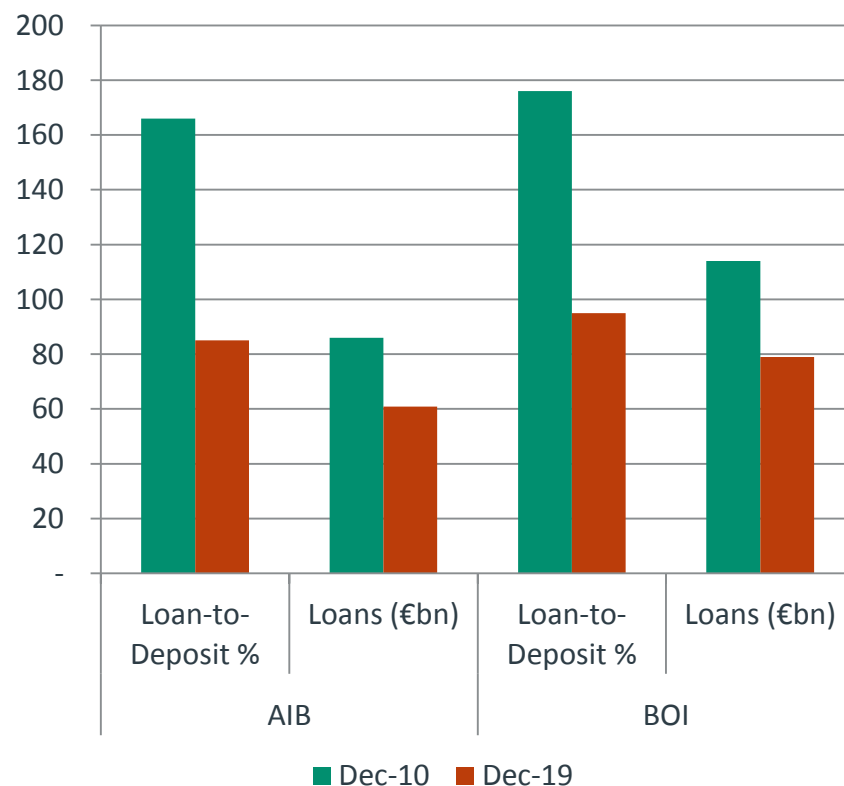


Capital ratios strengthened as banks shrunk and consolidated in last ten years

CET 1 capital ratios (Dec 2019) allow for ample forbearance in Q2



Loan-to-deposit ratios have fallen significantly as loan books were slashed



Source: Published bank accounts


Source: Published bank accounts



Gníomhaireacht Bainistíochta an Chisteáin Náisiúnta
National Treasury Management Agency

Note: "Transitional" refers to the transitional Basel III required for CET1 ratios
"Fully loaded" refers to the actual Basel III basis for CET1 ratios.

Ireland's banks are among the most capitalised banks in Europe



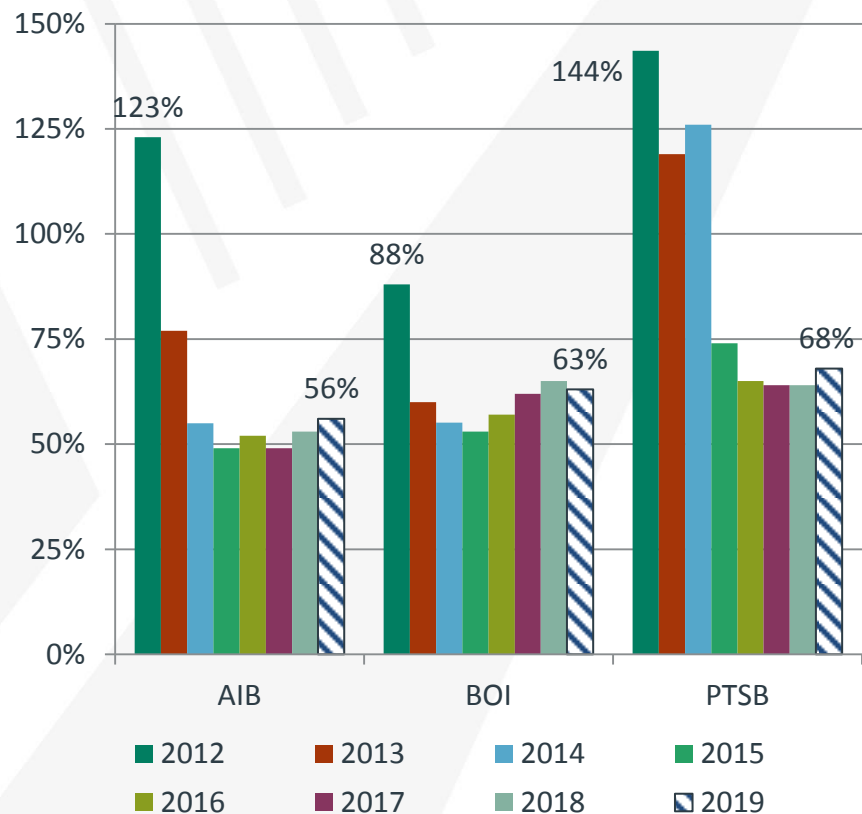
Source: ECB consolidated banking data (Q4 2019)

Note: Leverage Ratio = Tier 1 capital/Total leverage exposure; CET1 = Common tier 1 capital/total risk exposures. "Fully loaded" refers to the actual Basel III basis for CET1 ratios.

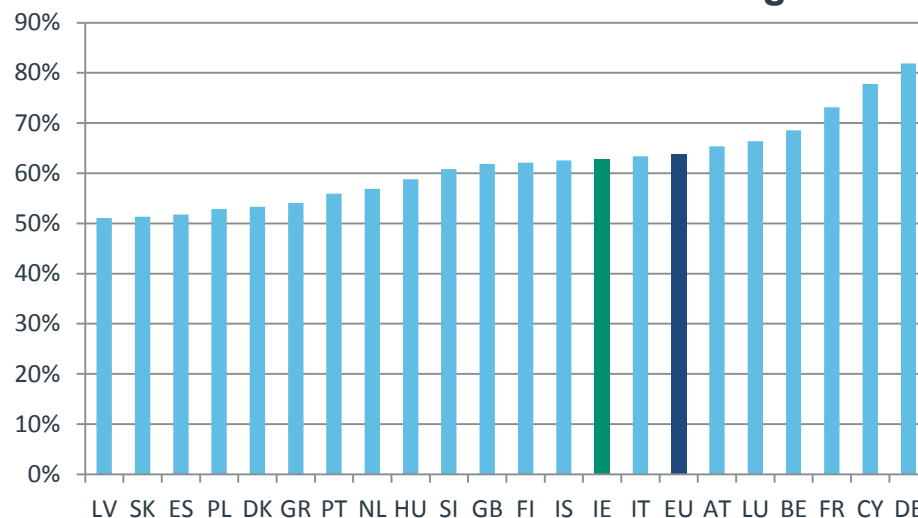


Domestic bank cost base has risen but marginally

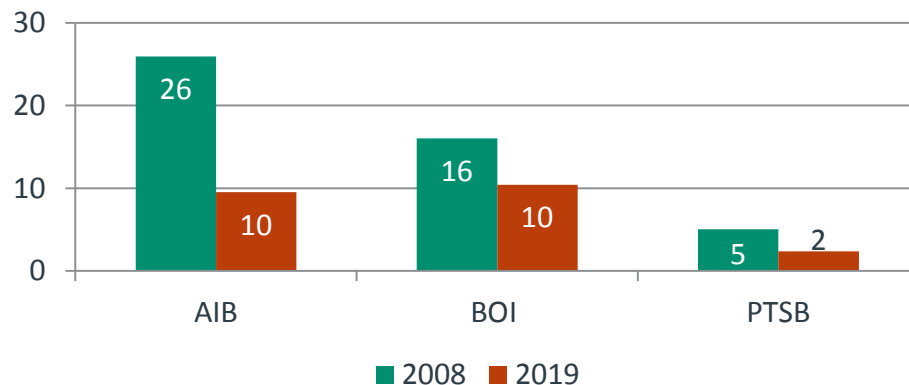
Cost income ratios improve dramatically...



... and IE banks* below EU average



Staffing (000s) halved post crisis



Source: Annual reports of Irish domestic banks



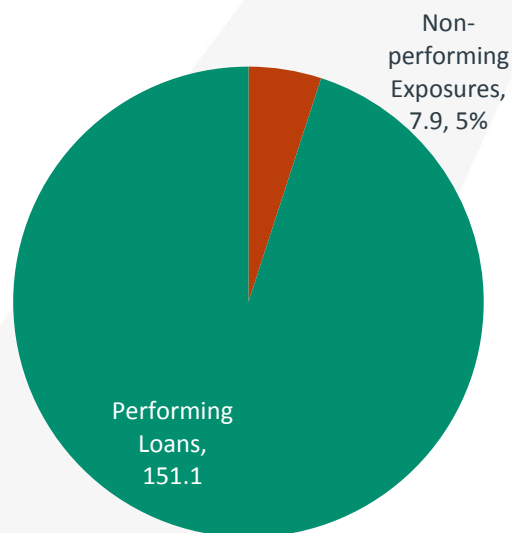
Gníomhaireacht Bainistíochta an Chisteáin Náisiúnta
National Treasury Management Agency

Source: Annual reports of Irish domestic banks, EBA

* EBA data includes three domestic banks as well as Ulster Bank, DEPFA & Citibank.

Pillar banks sold non-performing loans during 2018/19

All 3 Pillar banks (€bn)	Dec-18	Dec-19
Total Loans	158.2	159
Non-performing Exposures	12.7	7.9
(NPE as % of Total)	8.0%	5%
Provisions	4.4	3.0
(Provisions as % of book)	2.8%	1.9%
(Provisions as % of Impaired)	34.6%	38.4%



Non-performing exposures % of total loans ¹ (loss provision % of NPE)			
	Dec-18	Dec-19	Book (€bn)
BOI			
Irish Residential Mortgages	9.5(21)	6.3 (25)	23.1
UK Residential Mortgages	2.3(15)	2.1 (13)	23.2
Irish SMEs	11.2(49)	7.5 (54)	7.3
UK SMEs	6.1(53)	6.3 (46)	1.7
Corporate	2.6(60)	2 (60)	11.4
CRE - Investment	10.7(44)	7.7 (37)	7.2
CRE - Land/Development	14.0(54)	3.8 (64)	0.9
Consumer Loans	2.1(140)	1.7 (159)	5.7
	6.3(35)	4.4 (37)	80.5

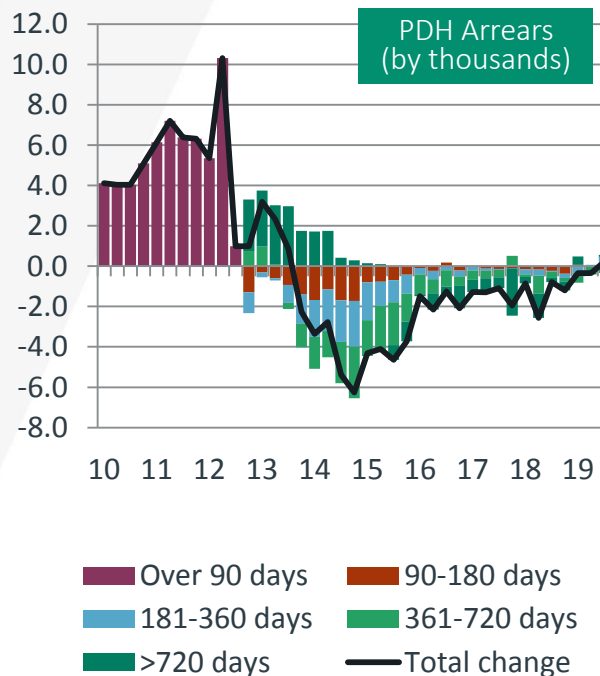
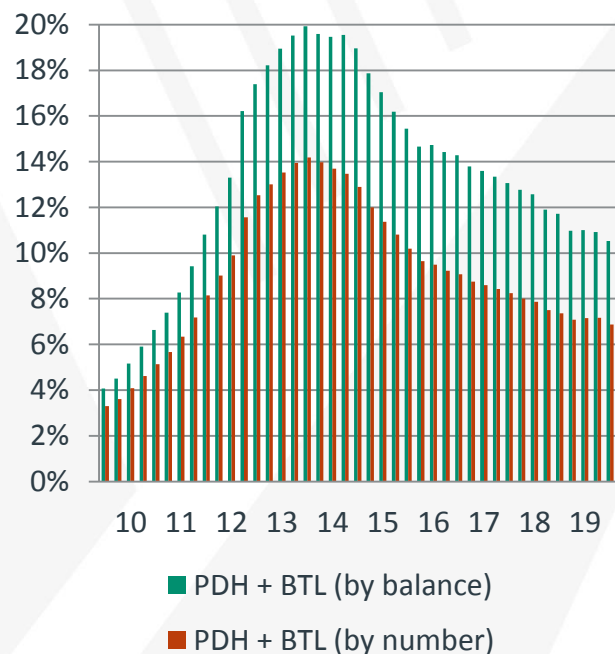
AIB			
Residential Mortgages	10.1 (20)	7.4 (22)	31.5
SMEs/Corporate	5.2 (36)	2.2 (32)	20.3
CRE	17.9 (29)	5.1 (35)	7.9
Consumer Loans	11.2 (50)	6.4 (60)	3.0
	9.6	5.4 (27)	62.1

PTSB			
Residential Mortgages	8.9(39)	5 (38)	12.2
Buy-to-let Mortgages	12.8(113)	10.5 (138)	3.5
Commercial	33.3(76)	24.8 (93)	0.17
Consumer Loans	7.5(112)	4.9 (133)	0.37
	10.0(64)	6.4	16.4

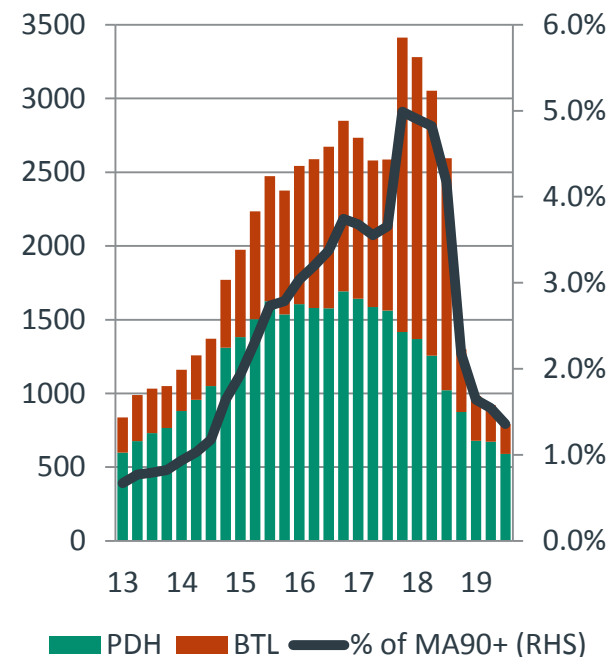


Irish residential mortgage arrears could reverse course in 2020 – moratorium will help

Mortgage arrears (90+ days)*



Repossession**



Source: [CBI](#)

- Non-bank entities now hold 13 per cent of all PDH mortgage accounts outstanding; 11 per cent are held by regulated retail credit firms, with the remaining 2 per cent held by unregulated loan owners. Credit Servicing Firms hold 22 per cent of all PDH mortgages in arrears over 720 days



Gníomhaireacht Bainistíochta an Chisteáin Náisiúnta
National Treasury Management Agency

* Over 40% of those cases in arrears > 720 days are also in arrears greater than five years.

** Four quarter sum of repossessions. Includes voluntary/abandoned dwellings as well as court ordered repossessions

The European Commission's ruling on Apple's tax affairs does not change the NTMA's funding plans

- The EC has ruled that Ireland illegally provided State aid of up to €13bn, plus interest to Apple. This figure is based on the tax foregone as a result of a historic provision in Ireland's tax code. This was closed on December 31st 2014.
- **This case has nothing to do with Ireland's corporate tax rate.** In its press release the EC stated: "This decision does not call into question Ireland's general tax system or its corporate tax rate".
- **Apple is appealing the ruling, as is the Irish Government.** This process could be lengthy. Pending the outcome of the appeal, Apple has paid approximately €13bn plus EU interest (c. €2bn) into an escrow fund.
- Bank of New York Mellon has been selected for the provision of escrow agency and custodian services to hold and administer the fund.
- Amundi, BlackRock Investment Management (UK) Limited and Goldman Sachs Asset Management International have been selected for the provision of investment management services for the fund.
- As the funds will be held in escrow pending the outcome of the appeal, **the NTMA has made no allowance for these funds.**



Government's NDP outlines green projects; aim to cut CO₂ emissions by at least 80% by 2050


1 in 5 euros in the National Development Plan (NDP) to be spent on green projects

Sustainable
Mobility
€8.6 billion

Sustainable
Management
of Water and
Environmental
Resources
€6.8 billion

Transition to a
Low carbon
and Climate
Resilient
Society
€7.6 billion

Total: €23
billion (13%
of GNI*)



GNI* is a better measure of underlying economic activity than GDP/GNP; best as a level rather than a growth metric

- GDP headline numbers do not reflect the “true” growth of Ireland’s income due to MNCs.
- Reasons for 2015-18 MNC distortions:
 - Re-domiciling/inversions of several multinational companies
 - The “onshoring” of IP assets into Ireland by multinationals
 - The movement of aircraft leasing assets in Ireland.
- By modifying GNI to take account of these factors, GNI* gives us a better understanding of the underlying economy.

National Account – Current Prices (€, y-o-y growth rates)	2015	2016	2017	2018
Gross Domestic Product (GDP)	262.8bn (34.9%)	271.7bn (3.4%)	297.1bn (9.4%)	324.0bn (9.4%)
minus Net Factor Income from rest of the world				
= Gross National Product (GNP)	200.8bn (22.9%)	220.6bn (9.9%)	234.9bn (6.5%)	253.1bn (7.7%)
add EU subsidies minus EU taxes	1.2bn	1.0bn	1.1bn	1.1bn
= Gross National Income (GNI)	202.0bn (22.9%)	221.6bn (9.7%)	236.0bn (6.5%)	254.2bn (7.7%)
minus retained earnings of re-domiciled firms	-4.7bn	-5.8bn	-4.5bn	-5.0bn
minus depreciation on foreign owned IP assets	-30.1bn	-35.3bn	-42.5bn	-46.3bn
minus depreciation on aircraft leasing	-4.6bn	-4.9bn	-5.1bn	-5.4bn
= GNI*	162.7bn (9.4%)	175.6bn (8.0%)	184.0bn (4.7%)	197.5bn (7.3%)



Disclaimer

The information in this presentation is issued by the National Treasury Management Agency (NTMA) for informational purposes. The contents of the presentation do not constitute investment advice and should not be read as such. The presentation does not constitute and is not an invitation or offer to buy or sell securities.

The NTMA makes no warranty, express or implied, nor assumes any liability or responsibility for the accuracy, correctness, completeness, availability, fitness for purpose or use of any information that is available in this presentation nor represents that its use would not infringe other proprietary rights. The information contained in this presentation speaks only as of the particular date or dates included in the accompanying slides. The NTMA undertakes no obligation to, and disclaims any duty to, update any of the information provided. Nothing contained in this presentation is, or may be relied on as a promise or representation (past or future) of the Irish State or the NTMA.

The contents of this presentation should not be construed as legal, business or tax advice.

